




Final Programme

British Orthopaedic Association Annual Congress 2017

Quality & Innovation

- 19th - 22nd September
- ACC Liverpool
- congress.boa.ac.uk



@BritOrthopaedic #BOAAC



British Orthopaedic Association



BritOrthopaedic

EVERY...

POLARSTEM[®] – your
Primary Hip Replacement for:

- EVERY patient⁽¹⁾
- EVERY approach⁽²⁾
- EVERY bearing⁽³⁾

 **smith&nephew**
POLARSTEM[®]
Cementless and Cemented
Stem System

Supporting healthcare professionals



[®]Trademark of Smith & Nephew

References
1. No limitations regarding age, gender etc. in addition to the general contra indications for total hip arthroplasty. Cementless and cemented stem options for different intramedullary anatomies and bone qualities (Surgical technique Lit. 1513, Instruction for use Lit. 12.23, X-Ray templates Lit. 2193, 2196 and technical report "Identification of the population for POLARSTEM" acc. to EN ISO 21534:2007) 2. Easy implantation with all state-of-the-art less-invasive approaches (Product description Lit. 1640) 3. Tested and approved with all femoral head options offered by Smith&Nephew (Instruction for use Lit. 12.23 and white paper Lit. 2174)



President's Message

Dear Friends and Colleagues,

Welcome to the BOA Congress in Liverpool 2017

This year the Congress programme has been developed around the theme of 'Quality and Innovation'. I felt that the issue of Quality should remain front and centre to the BOA's and our specialist society affiliates efforts. The breadth of topics, sessions and plenaries within the programme offer something to suit every delegate from medical students to senior consultants. Our faculty comprises national and international experts and we are particularly excited to be including a significant number of high profile speakers, who are eminent leaders in their field.



The sessions are designed to offer you the chance to have your say on issues affecting your specialty and wider profession. The BOA Congress is one of the only occasions in the professional calendar where you have the opportunity to network and converse with delegates who hail from across the country and overseas, and bring a wide range of expertise. This environment enables you to have a dialogue and robust debate on the growing and emerging issues.

Each day of the Congress comprises wide-ranging topics from Quality Improvement, to Hip Revalidation to Trauma. Sharing best practice, debating ideas and exploring solutions will be at the heart of each session.

The whole of Trauma and Orthopaedic services are under pressure at this time as is much of health care in general. The biggest tool we have in the ongoing debate is to show the benefit to our patients of the highest quality of care and that quality always provides efficiency.

Our patients' needs in many ways are straightforward; they want a significant reduction in their pain, improved function and a low risk. Taking our patients through care pathways that deliver that should be the aim of what we do, getting consistency is part of that but not the whole picture. We need to drive quality, which means achieving what patients want.

Driving quality applies to much of our working lives, education, research, professionalism and leadership; they all need to aspire to the highest standards. There are some significant challenges and the problem with innovation is that by definition it carries a greater risk than standard practice. It is impossible to predict that a change in treatment will definitely improve on the best achieved practice. No matter how carefully we pretest innovations in care, before they are used on patients, we are always at risk that the result of a new intervention will worsen the quality of the outcome and yet this is the challenge, how do we innovate when that reality is inevitable?

The answer has to be that we create an ongoing culture where we can introduce technological advancements in a learning culture that can be open about the results. That is part of us pushing towards a Just Culture, which is going to be a growing theme with the BOA.

We hope you enjoy the Congress and the city of Liverpool!

Ian Winson
BOA President

Contents

BOA Council	2
General Information	3
AGM Agenda	6
Guest Speakers	8
Tuesday 19th September	11
Wednesday 20th September	17
Thursday 21st September	25
Friday 22nd September	32
Exhibition Floor Plan	36
Exhibitors	37
Podium Presentations	62
Specialist Society Annual Meetings	88



BOA Council 2017

OFFICERS

President	I G Winson	(Bristol)
Past President	T J Wilton	(Derby)
Vice President	A M Nanu	(Sunderland)
Vice President Elect	P G Turner	(Stockport)
Honorary Treasurer	D J McBride	(Stoke-on-Trent)
Honorary Secretary	D M Eastwood	(London)

ELECTED MEMBERS

D Clark	(Derby)	2015 - 2017
S Donell	(Norwich)	2015 - 2017
M Reed	(Northumberland)	2015 - 2017
A Robinson	(Cambridge)	2015 - 2017
S Bendall	(Brighton)	2016 - 2018
K Daly	(London)	2016 - 2018
R C Handley	(Oxford)	2016 - 2018
J A M Skinner	(London)	2016 - 2018
M Bowditch	(Ipswich)	2017 - 2019
L Breakwell	(Sheffield)	2017 - 2019
S L Hodgkinson	(Portsmouth)	2017 - 2019
R W Parkinson	(Liverpool)	2017 - 2019

EX-OFFICIO MEMBERS

Chair, British Orthopaedics Directors Society
 Chair, Council of Management of the Bone and Joint Journal
 Chair, Education and Revalidation Committee
 Chair, N Ireland Regional Orthopaedic and Trauma Committee
 Chair, Patient Liaison Group
 Chair, Research Committee
 Chair, Scottish Committee for Orthopaedics and Trauma
 Chair, Specialty Advisory Committee in Trauma and Orthopaedics
 Chair, Training Standards Committee
 Chair, Welsh National Specialist Advisory Group for Trauma and Orthopaedics
 President, British Orthopaedic Trainees Association
 Representative, Staff and Associate Specialist (SAS)

V Takwale
 T J Wilton
 H Tanaka
 J McCormack
 J Fitch
 A Rangan
 E R Dunstan
 M Bowditch
 P G Turner
 S Hemmadi
 S Fleming
 M Morgan

HONORARY POST

Archivist I B M Stephen

BOA SENIOR STAFF

Director of Communications and Operations Emma Storey
 Director of Events Management Hazel Choules
 Director of Finance Liz Fry
 Director of Policy and Programmes Andrew Jazaerli

General Information

Awards

The BOA is delighted to use the Annual Congress as an opportunity to publicise and celebrate the following awards granted by the Association in 2017:

BOA Honorary Fellows

Professor Andrew Amis
 Miss Clare Marx
 Professor John Stanley
 Professor Angus Wallace

Presidential Merit Award

Stephen Mannion

Robert Jones Essay Prize

Nick Smith

Carousel Presidents

AAOS	Gerald Williams, Jr
AOA	Regis J O'Keefe
AusOA	Ian Incoll
COA	Kevin Orrell
NZOA	Richard Keddell
SAOA	Pradeep Makan

Invited Guests

IOA (Indian) President	Ram Prabhoo
IOA (Irish) President	David Beverland
HKOA (Hong Kong) Ambassador	Kevin Ki Wai Ho

General Information

Registration

The enquiry, pre-registration and on-site registration desks are located on the lower level next to the exhibition hall.

	Registration Opening Times	Exhibition Hall Opening Times
Tuesday 19th September	07:15 - 17:30	07:15 - 17:45
Wednesday 20th September	07:00 - 17:30	07:00 - 17:00
Thursday 21st September	07:15 - 17:00	07:15 - 14:00 (Close of Exhibition)
Friday 22nd September	07:15 - 13:30	EXHIBITION CLOSED

Congress App

Download the Congress App now to your smartphones and tablets through the Apple App Store and GooglePlay (search for BOA Annual Congress 2017).

The password is Congress2017

To connect with other delegates you will be asked to create a profile, please use the email address you registered with to log in.

Please note the podium abstracts can be viewed under each of the Free Paper sessions within the programme.

The posters can also be viewed under the coffee and lunch breaks.

Delegate Meeting Packs

On arrival, delegates will receive:

- Name badge permitting access to all sessions
- Pocket lanyard containing the Pocket Programme
- Delegate bag containing Final Programme, pen and notebook.

Finding Your Way Around

The venue - ACC Liverpool

The Main Auditorium, Meeting Rooms 3A, 3B, 4, 11 and 12 are all located on the upper level.

Prayer Room

The prayer room is situated on the upper floor, room 15.

Media Suite / Authors Preview Room

Meeting Room 7 on the upper level is open daily at the following times:

- 07:15 until 17:30 - Tuesday, Wednesday and Thursday
- 07:00 until 14:00 - Friday

(If you are presenting, please make sure you upload your presentation in plenty of time before the start of the session)

Poster Display

There are nine categories of posters within the exhibition area, which will be displayed over three days. We request authors to remove their posters from the exhibition area on

Thursday, no later than 14:00. Any posters remaining after this time can be collected from the registration area until 13:00 on Friday, after this time they will be destroyed.

Posters by the Clinical Leaders will be displayed on Thursday 21st September opposite the Main Auditorium Entrance on the upper level.

Exhibition

There are over 90 companies within the exhibition area on the lower level.

We would encourage all delegates to visit the exhibition stands, especially the BOA stand, 29.

Cloakroom

The cloakroom is in the galleria area near to the entrance.

Please note: Delegates will be charged £1 per item.

	Cloakroom Opening Times
Tuesday 19th September	07:15 - 19:30
Wednesday 20th September	07:00 - 18:45
Thursday 21st September	07:15 - 18:30
Friday 22nd September	07:15 - 16:30

Making the Most of Congress

For Security Purposes

Delegates must wear their pocket lanyard displaying their name badge at all times. An additional security measure this year is an attendance wristband which must be visible at all times. The wristband should be worn by delegates for the duration of their attendance at the Congress.

Scanning of Badges

You will need to scan your barcode on arrival in order to print your badge.

In order for your attendance to be registered, please have your badge scanned on arrival each day by a host located at the top of the escalators, on the upper Session Room level.

General Information

CPD Points and Certificate of Attendance

There will be an opportunity to gain CPD points at the BOA Congress. CPD points are allocated as follows:

Tuesday:	6 points
Wednesday:	6 points
Thursday:	6 points
Friday: *	
Non-Technical Skills - RCSEd:	3 points
TOCS and TOES:	6 points

*The sessions on the Friday that are relevant to delegates personal development plans, will be eligible to claim one additional CPD point for every hour attended.

The CPD points are stated on the BOA Congress website, delegates will be required to carry out their own self-accreditation.

A certificate of attendance is issued following the Annual Congress on completion of the evaluation form, which is sent via email to each delegate.

Please Note: Delegates may request a certificate of attendance up to six months following an Annual Congress, after this time a certificate will not be issued. It is the responsibility of the delegate to make sure they receive their certificate of attendance within the stated time.

Refreshments and Lunches

Tea and coffee will be served to all delegates during the scheduled breaks.

Lunch is provided for delegates who pre-ordered and paid for their lunch online at the time of registration. These delegates may collect their lunch vouchers from the desk which states 'Lunch Vouchers' within the registration area, you will need to have your delegate badge with you when you request the lunch vouchers.

Catering within the ACC

For those wishing to purchase their lunch onsite there are four cash catering points within the exhibition area. The retail menus bring a wider offering, using local and fresh ingredients. There is also a coffee point in the exhibition area, open all-day, where delegates may purchase 'speciality coffees'.

Hotels

If you are still in need of accommodation, or you have a query on your booking, please contact TSC Hotels and Venues.

Tel: +44 1335 345655

Email: hotels@tschotels.co.uk

Travel Policy

Delegates are responsible for making their own travel and/or hotel arrangements. The BOA does not assume financial responsibility for penalties or expenses incurred by registrants who must cancel travel arrangements due to course cancellation.

In Case of an Emergency

Please note the various fire exits around you in case of an emergency.

Listen to all public announcements and make your way carefully to the nearest fire exit if requested to do so.

If first aid is required, please ask a member of staff or host for help and assistance.

Declarations of Interest

All those presenting at the BOA Congress will be asked to make their declarations of interest and display it on a slide at the start of their presentation, as discussed and agreed at the BOA AGM in 2015.

Other Information

The BOA does not accept liability or responsibility for third party exhibitors or their exhibits and does not endorse any of the products, items or processes exhibited.

Filming, recording or photography during the Congress is strictly prohibited unless with prior agreement with the BOA.

Badge Types

Bright Yellow	VIP
Orange	Guest Speakers
Purple	Invited Speakers
Gold	Council Member
Dark Blue	Delegates (members)
White	Delegates (non-members)
Light Blue	Medical Students
Light Green	Non-exhibitors Industry
Pink	Spouse/Partner
Grey	Press/Visitor
Red	Staff/Host
Dark Green	Exhibitors

BOA Annual General Meeting 2017

The Annual General Meeting of the Association will take place in the Main Auditorium of the ACC Liverpool, on Thursday 21st September 2017 from 12:55 - 13:30 under the Chairmanship of Mr Ian Winson, BOA President. The agenda is below.

PROXY NOTICE: A member of the Association who is entitled to attend, speak and vote at the above mentioned meeting is entitled to appoint a proxy to attend and vote instead of him or her. For details please see the note at the foot of this agenda.

AGENDA

1. **Membership issues**
 - a. Deaths [see annex 1]
 - b. Resignations [see annex 2]
 - c. New members [see annex 3]
2. **Matters arising from 2016 AGM**
None
3. **Elections**
 - a. President: September 2019 - 2020
To report the result of the Trustees' ballot:
 - **Donald McBride**
 - b. Honorary Secretary: 2018 - 2020
To report the results of the Home Fellows' ballot:
 - **Professor John Skinner**
 - c. Council: 2018 - 2020
To report the result of the Home Fellows' ballot:
 - **Peter Giannoudis**
 - **Rhidian Morgan-Jones**
 - **Hamish Simpson**
 - **Duncan Tennent**
4. **Honorary Treasurer's Report and Financial Statements for 2016**
 - a. Annual Report of Trustees Financial Statements 2016 - see link below:
www.boa.ac.uk/about-boia/2016-annual-report-accounts/
 - b. Resolution 1: To reappoint the Auditors for 2018 - Crowe Clark Whitehill
 - c. Resolution 2: To approve the membership subscription rates for 2018 [see annex 4]
5. **Resolution regarding membership categories** [see Resolution in annex 5]
6. **President's report**
7. **Any other business**
8. **Date of next meeting**
BOA Annual Congress - 25th - 28th September 2018; Birmingham
Under the Chairmanship of Mr Ananda Nanu.
9. **Future BOA and Allied Meetings**
BOA Annual Congress - 10th - 13th September 2019; Liverpool
Under the Chairmanship of Professor Philip Turner.
EFORT Congress - 30th May - 1st June 2018; Barcelona, Spain

NOTE

BOA Home Fellows received the AGM notification and proxy form by post in advance of this meeting, explaining the arrangements for appointing a proxy. The BOA must be notified of any proxies at least 72 hours in advance of the meeting.

Items for discussion under 'Any other business' should preferably be advised to the Honorary Secretary (Deborah Eastwood) at least 72 hours in advance of the meeting.

BOA INSTRUCTIONAL COURSE 2018

6th-7th January

Macdonald Hotel, Manchester



The BOA's Instructional Course is an outstanding opportunity for trainees not only to gain a number of Case Based Discussions (CBDs) in a range of topics but also to network and attend lectures delivered by expert clinicians.

This course brings together trauma and orthopaedic trainees at all stages of their postgraduate training, to prepare for their FRCS examination.

The Case Based Discussions (CBDs) for 2018 will include: Foot and Ankle, Pelvic and Acetabular, Spine, Sarcoma and Trauma.

David Limb, Ananda Nanu, Nigel Rossiter and Hiro Tanaka will be delivering the plenary lectures at the Instructional Course. For the full list of confirmed faculty please visit: boa.ac.uk/events/instructional-course.

Places are extremely limited! The 2017 course proved to be very popular so register early to guarantee your place.

For further information please visit: boa.ac.uk/events/instructional-course.

If you have any questions regarding the course please contact: policy@boa.ac.uk.

Guest Speakers

Jan Willem K Louwerens PRESIDENTIAL GUEST LECTURE



After completing his postgraduate degree in Rotterdam, Jan worked at the Central Military Hospital as a medical officer in the Royal Dutch Air Force. Following this, he joined the orthopaedic department of the University Medical Centre, Utrecht where he sub-specialised in foot and ankle surgery. After embarking on a fellowship to the Harborview Medical Centre, Seattle, Jan worked at St Maartenskliniek centre of orthopaedics. Jan chaired the Scientific Committee and was a member of the board of the Dutch Orthopaedic Association from 2007 – 2010. Impressively, he founded and Chaired the Dutch Orthopaedic Foot and Ankle Association and is proud to be an Honorary member.

Phil Hammond HOWARD STEEL LECTURE



Phil Hammond is an NHS doctor, campaigner, health writer, investigative journalist, broadcaster, speaker and comedian. He currently works in a specialist NHS team in Bath for young people with chronic fatigue syndrome/ME. As a comedian, Phil was half of the award winning double-act "Struck Off and Die" with Tony Gardner. He has solo toured the UK three times including appearances at the Edinburgh Fringe and has appeared on "Have I Got News for You" and "Countdown" on numerous occasions. He is a fundraiser and advisor for the Association of Young People with ME as well as the Vice President of the Patients' Association.

Professor Chris Moran ROBERT JONES LECTURE



Professor Chris Moran is National Clinical Director for Trauma for NHS England and a Professor of Orthopaedic Trauma Surgery at Nottingham University Hospital. Having trained in Cardiff and Newcastle, Professor Moran undertook fellowships at the Mayo Clinic and University Hospital, Basel. He is a full time surgeon, leading the Trauma Team, with a special interest in surgery for polytrauma, complex articular fractures and the treatment of non-union. He has led the development of the Major Trauma Networks in England, increasing survival rates for major injuries by 25% and is an international adviser on trauma to a number of Governments.

Ivan Brenkel SIR WALTER MERCER LECTURE



Mr Ivan Brenkel was born in South Africa and went to medical school in Cape Town qualifying with an MBChB in 1980. Mr Brenkel came to the UK in 1982 where he did his BST training in Leeds and Ipswich and started as a consultant Orthopaedic surgeon in Fife in 1990. Initially, Mr Brenkel was a general Orthopaedic surgeon but soon specialised in knee, shoulder and trauma surgery. For the last 10 years, he has done complex and revision knee surgery only, as well as doing a trauma list once a week. He now lectures on a regular basis in Japan, China, Australia and India on revision total knees using Metaphyseal sleeves. Mr Brenkel published over 90 papers mainly on prospective database, which he set up in 1995 and was chairman of the Scottish Arthroplasty project for 5 years.

Guest Speakers

Andrew 'Fred' Robinson NAUGHTON DUNN LECTURE



Fred is a foot and ankle surgeon in Cambridge. He has been a consultant there since 1999. He has a broad foot and ankle practice covering everything from trauma, through diabetes to ankle arthroplasty. Fred was President of BOFAS in 2010/11, having been chairman of the scientific committee for three years before this. Fred has recently been involved in drawing up guidelines on the treatment of the diabetic foot. He is a BOA trustee, deputy editor of the JTO and sits on the Training sub-committee. Fred has enjoyed being on the editorial board of the JBJS serving three years between 2005 and 2008. He started a second term with the BJJ in 2016. He also recommended papers for BJ360 from its inception through to 2016.

Professor Matthew Costa HUNTERIAN LECTURE



Matthew Costa PhD, FRCS (Tr&Orth) Professor of Orthopaedic Trauma Surgery at the University of Oxford and Honorary Consultant Trauma Surgeon at the John Radcliffe Hospital, Oxford. Matt's research interest is in clinical and cost effectiveness of musculoskeletal trauma interventions. He is Chief Investigator for a series of randomised trials and associated studies supported by grants from the UK NIHR, Musculoskeletal Charities and the Trauma Industry. His work has been cited widely, and informs many guidelines from the National Institute for Health and Care Excellence. Matt is Chair of the NIHR Clinical Research Network Injuries and Emergencies Specialty Group and the NIHR Musculoskeletal Trauma Trials Network. He is also a member of the NIHR HTA Research Board. He Chairs the Scientific Committee of the International Fragility Fracture Network and the British Orthopaedic Association Research Committee. He is the President Elect of the Orthopaedic Trauma Society and Specialty Lead in Orthopaedic Trauma for the Royal College of Surgeons of England.

Andrej Trampuz CHARNLEY LECTURE



Andrej Trampuz is Professor for Infectious Diseases at the Center for Musculoskeletal Surgery at Charité University Hospital in Berlin, Germany. He received his MD degree from the University of Ljubljana, Slovenia (1994), internal medicine board (1997) and infectious diseases board (2000). During his postdoctoral research fellowship at the Mayo Clinic in Rochester, Minnesota, USA (2001-2004) he developed the sonication procedure of implants for improved infection diagnosis. He then moved to the University Hospital Basel (2005-2009) and Lausanne, Switzerland (2010-2013) and in 2013 appointed as the Head of the interdisciplinary septic surgery unit at Charité in Berlin. There he leads the international observership program, through which over 100 observers have visited Charité.

Professor Henrik Kehlet ADRIAN HENRY LECTURE



Henrik Kehlet was Professor of Surgery at Copenhagen University and is now Professor of Perioperative Therapy at Rigshospitalet, Copenhagen University, Denmark. He is also an Honorary Fellow of the Royal College of Anaesthetists, UK, the American College of Surgeons, the American Surgical Association, the German Surgical Society and the German Anaesthesiological Society. Professor Kehlet's research interests have focused on surgical pathophysiology, acute pain physiology and treatment, the transition from acute to chronic pain, postoperative fatigue and organ dysfunction. These efforts have condensed to form the concept of 'fast-track surgery' with the aim of achieving the 'pain and risk-free operation'. Professor Kehlet has published about 1000 scientific articles and has given more than 300 invited lectures at international scientific meetings, including several honorary lectures, the last one being the Excellence in Research Award, American Society of Anesthesiology, 2014.





Customizable.
Comprehensive.
Straightforward.

The Acumed Hand Fracture System is designed to treat common to complex hand fractures, fusions, and osteotomies

- Fracture-specific and standard plates can be bent to fit and cut to length, providing nearly 100 plate options
- MultiScrews can be used in any hole, in any plate—and act as variable angle locking and non-locking screws in one
- Partially threaded hexalobe lag screws, innovative instrumentation, and an external fixator streamline the surgical experience

For more information:
go.acumed.net/hfs-6
01264 774450
customerservices@acumed.uk.com



Small Bone Fixator

JAD00-22-A



Blood and Transplant

Femoral Wedge for High Tibial Osteotomy

Available in 3 sizes

Medial Height

- 7mm
- 10mm
- 12mm



Ideal for implanting into an osteotomy gap.

Made from femoral heads, irradiated, freeze dried.

Stored at room temperature, no HTA storage licence required.



Contact us

Tel 0845 607 6820

Email tscustserv@nhsbt.nhs.uk

Visit nhsbt.nhs.uk/tissueservices



Tuesday 19th September

Time	Main Auditorium	Meeting Room 3A	Meeting Room 3B	Meeting Room 4	Meeting Room 11	Meeting Room 12	Meeting Room A
07:30	Registration Opens						
08:45 - 09:55	Hip Revalidation 1	Sports Trauma and Arthroscopy Revalidation with free papers	General Orthopaedic free papers 1		Trauma Networks		
09:55 - 10:25	Tea and Coffee (Lower Level - Exhibition/Poster Viewings)						
10:25 - 11:55	Hip Revalidation 2 ----- Charnley Lecture	Sports Trauma and Arthroscopy Revalidation: Sport injuries of the ankle joint	Tumour Revalidation	Hunterian Lecture ----- Research	Trauma Hot Topics	CAOS: Recent Developments in Navigation and Robotics in Hip, Knee and Spinal Surgery	
11:55 - 12:05	Relocate to Main Auditorium						
12:05 - 12:35	President's Welcome (Main Auditorium)						
12:35 - 13:15	Howard Steel Lecture (Main Auditorium)						
13:15 - 13:25	BOA Honorary Fellowship and Presidential Merit Awards (Main Auditorium)						
13:25 - 14:15	Lunch (Lower Level - Exhibition/Poster Viewings)						
14:15 - 15:55	The NJR: Independent research, quality and innovation	Trauma free papers	Medico-Legal 1	Quality Improvement free papers	Hand Revalidation	BOA Patient Liaison Group: Is Value Based Clinical Commissioning a roadblock to treatment?	
15:55 - 16:15	Tea and Coffee (Lower Level - Exhibition/Poster Viewings)						
16:15 - 17:45		General Orthopaedic free papers 2	Medico-Legal 2	Hand free papers	National Hip Fracture Database (NHFD)	BORS: Additive manufacturing - innovative solutions for orthopaedic problems	
17:45 - 19:15	BOA Welcome Drinks Reception						

Notes

Tuesday 19th September

Hip Revalidation 1

08:45 - 09:55
Main Auditorium

Co-Chairs

- Steve Jones
- Andy Hamer

Session outline

- Peter Howard, BHS President
 - Never events. The scale of the problem in hip and knee replacement surgery
- NHS Resolution
 - Resolution/NHSLA. What is defended and what is not. An overview.
- Steve Jones
 - How and not to manage a never event - case examples
- Peter Howard
 - How to avoid never events

Discussion with Q&A

Sports Trauma and Arthroscopy Revalidation with free papers

08:45 - 09:55
Meeting Room 3A

Co-Chairs

- Mike Dobson
- Professor Fares Haddad

Session outline

- Free papers*
- BOSTAA Travelling Fellowship Report
 - Welcome to BOSTAA 2017 Meeting

Discussion with Q&A

General Orthopaedic free papers 1

08:45 - 09:55
Meeting Room 3B

Chairs

- Don McBride

Free papers

Trauma Networks 1

08:45 - 09:55
Meeting Room 11

Chair

- Paul Dixon, BOA Trauma Group Chair

Session outline

- Bob Handley
 - New BOASTS - Open Fractures
- Will Eardley
 - New BOASTS - Blunt Chest Injury
- Paul Dixon
 - Network Development - Five Years In
- Bob Handley, Will Eardley, Alex Trompeter, Nigel Rossiter, Dominic Inman
 - Round Table Discussion - Real world network issues

Discussion with Q&A

Hip Revalidation 2

10:25 - 11:30
Main Auditorium

Co-Chairs

- Peter Howard, BHS President
- Professor Fares Haddad

Session outline

- Bob Kerry
 - Dealing with a unit infection problem - Sheffield experience
- Ajay Malviya
 - Theatre discipline and laminar flow management
- Andrew Thomas, BOA Professional Practice Committee
 - The national picture

Discussion with Q&A

Charnley Lecture

11:30 - 11:55
Main Auditorium

Co-Chairs

- Peter Howard, BHS President
- Professor Fares Haddad

Speaker

- Dr. Andrej Trampuz
 - Diagnosis and treatment of infection in orthopaedic implants

Notes

Tuesday 19th September

Sports Trauma and Arthroscopy Revalidation: Sport Injuries of the Ankle Joint

10:25 - 11:55
Meeting Room 3A

Co-Chairs

- Panos Thomas, BOSTAA President
- Neil Jain, BOSTAA Honorary Treasurer

Session outline

- Panos Thomas
 - Introduction
- Mike Carmont
 - Acute Achilles Tendon Rupture
- Simon Roberts
 - Chronic Achilles Tendon Disorders
- Nick Cullen
 - Acute and Chronic Injuries to the Syndesmosis
- Chris Walker
 - Chronic Ankle Stability
- Lloyd Williams
 - Peroneal Tendon Disorders
- Andy Goldberg
 - Posterior Tibial Tendon Dysfunction

Discussion with Q&A

Tumour Revalidation: Instructional Course Oncology

10:25 - 11:55
Meeting Room 3B

Chair

- Paul Cool, BOOS President

Session outline

- Jonathan Gregory
 - Metastatic Bone Disease
- Rob Pollock, BOOS Honorary Secretary
 - Primary Bone Tumours
- Professor Rob Grimer/Paul Cool
 - Tumour Quiz

Discussion with Q&A

Notes

Hunterian Lecture

10:25 - 10:50
Meeting Room 4

Co-Chairs

- Professor Amar Rangan, BOA Research Committee Chair
- Ananda Nanu, BOA Vice President

Speaker

- Professor Amar Rangan
 - Introduction
- Professor Matt Costa
 - Multi-centre clinical trials: What is the point?

Research: Trainee Research Collaborative Meeting

10:50 - 11:55
Meeting Room 4

Co-Chairs

- Professor Amar Rangan, BOA Research Committee Chair
- Ananda Nanu, BOA Vice President

Session outline

- Rory Morrison
 - Why Collaboration is Important
- TBC
 - Successful Trainee Research Collaboratives in General Surgery
- Trainee Research Collaboratives; examples from Orthopaedics
 - North West - Ricci Plastow
 - North East (CORNET) - Alex Sims
- All speakers
 - How to implement a national collaborative

Discussion with Q&A

Trauma Hot Topics

10:25 - 11:55
Meeting Room 11

Chair

- Professor Alan Johnstone

Session outline

- David Melling
 - Rib fractures
- Alex Trompeter
 - Suprapatellar nailing
- Dr Andy Schmidt
 - Compartment syndrome

Discussion with Q&A

Tuesday 19th September

CAOS: Recent developments in navigation and robotics in hip, knee and spinal surgery

10:25 - 11:55
Meeting Room 12

Chair

- Robin Strachan

Session outline

- Kamal Deep, CAOS Honorary Secretary
 - Navigation in hip arthroplasty
- Ajeya Adhikari
 - Development of computer assisted navigation of the knee
- Alberto Gregori
 - Robot Wars - where are we now?
- Sean Molloy
 - "Navigation to Robot" - where we are in spinal surgery

Discussion with Q&A

President's Welcome

12:05 - 12:35
Main Auditorium

- Ian Winson, BOA President

Howard Steel Lecture

12:35 - 13:15
Main Auditorium

Chair

- Ian Winson, BOA President

Speaker

- Phil Hammond
 - Happy Birthday NHS - a look back at the first 70 years and a look forward to the next 70

BOA Honorary Fellowship and Presidential Merit Presentations

13:15 - 13:25
Main Auditorium

The NJR: Independent Research, Quality and Innovation

14:15 - 15:55
Main Auditorium

Co-Chairs

- Professor Mark Wilkinson, NJR Research Sub-committee Chair
- Professor Ashley Blom

Session outline

- Martyn Porter, NJR Medical Director
 - Welcome and overview
- Professor Mark Wilkinson
 - The NJR, Independent Research, Quality and Innovation
- Andy Judge, University of Oxford
 - Outcomes following revision of metal-on-metal hip replacements
- Shiraz Sabah, University College London
 - Systemic effects of metal exposure after metal on metal hip resurfacing and replacement
- Paul Baker, Northern Deanery
 - Epidemiological analysis of the infecting organism in first time revision hip and knee replacements
- Razi Zaidi, Royal National Orthopaedic Hospital
 - Rate of venous Thromboembolism in total ankle arthroplasty
- Helen Ingoe, University of York
 - Analysis of factors associated with intraoperative complications during shoulder replacement and their subsequent effects on revision rates and patient reported outcomes
- Tanvir Khan, NJR Research Fellow
 - Periprosthetic fractures around the hip and knee

Discussion with Q&A

Trauma free papers 1

14:15 - 15:55
Meeting Room 3A

Co-Chairs

- Professor Alan Johnstone
- Dr Andy Schmidt

Free papers

Tuesday 19th September

Medico-Legal 1: Clinical Negligence: How to avoid being sued and what to do if you are sued

14:15 - 15:55
Meeting Room 3B

Chair

- Mike Foy, Medico-Legal Committee Chair

Session outline

- Professor David Warwick
 - Surgeons Perspective
- Dr John Dale-Skinner
 - Defence Union Perspective
- Alan Hunter
 - NHSLA Perspective

Discussion with Q&A

Quality Improvement free papers

14:15 - 15:55
Meeting Room 4

Chair

- Vinay Takwale
- Free papers

Hand Revalidation

14:15 - 15:55
Meeting Room 11

Chair

- Sudhi Ankarath

Session outline

- Professor Raj Murali
 - How I examine a painful wrist
- Dr Daniel Earnshaw, Consultant Radiologist
 - Assessment of post traumatic wrist pain - radiology perspective
- Ian McNab
 - How I deal with post trauma ulnar sided wrist pain
- Vijay Bhalaik
 - How I deal with post trauma radial/central sided wrist pain
- Peter Burge
 - Medico-Legal issues

Discussion with Q&A

BOA Patient Liaison Group

14:15 - 15:55
Meeting Room 12

Chair

- Judith Fitch, PLG Chair

Session outline

- Judith Fitch
 - Introductions
- Liz Carroll, PLG Lay Member
 - VbCCP - What is it? - Patient impact (History and data (supplied by BOA))
- Linda Ward, PLG Lay Member
 - Patient Experience - THR

Discussion with Q&A

General Orthopaedic free papers 2

16:15 - 17:45
Meeting Room 3A

Co-Chairs

- Simon Hodgkinson, Training Programme Directors Forum Chair
- Richard Parkinson

Free papers

Medico-Legal 2: How/when to act as an expert witness in clinical negligence cases

16:15 - 17:45
Meeting Room 3B

Co-Chairs

- Peter Worlock
- Richard Keddell, President of New Zealand Orthopaedic Association

Session outline

- Mike Foy, Medico-Legal Committee Chair
 - Surgeons Perspective
- Giles Eyre, QC Barrister
 - Claimant Perspective
- John de Bono, QC Barrister
 - Defence Perspective

Discussion with Q&A

Notes

Notes

Tuesday 19th September

Hand free papers

16:15 - 17:45

Meeting Room 3A

Co-Chairs

- Sudhi Ankarath
- Ian McNab

Free papers

National Hip Fracture Database (NHFD)

16:15 - 17:45

Meeting Room 11

Co-Chairs

- Tim Chesser
- Rob Wakeman

Session outline

- Rob Wakeman
 - National Hip Fracture Database annual report
- Professor Matt Costa
 - WHITE - integrating research into national datasets
- Kassim Javaid
 - Fracture Liaison Service - the new database
- Dominic Inman
 - HipQIP - Improving care through quality improvement
- Rob Wakeman/Tim Chesser
 - Current issues - unit amalgamation and NOACs

Discussion with Q&A

BORS: 3D Printing - Addictive Manufacturing: Innovative Solutions for Orthopaedic Challenges

16:15 - 17:45

Meeting Room 12

Chair

- Professor Mark Wilkinson, Professor of Orthopaedics, University of Sheffield

Session outline

- Professor Mark Wilkinson
 - Introduction
- Andy Hamer
 - A surgeon's perspective - What are the clinical challenges where Addictive Manufacturing solutions can help?

- Martin Jaere, Embody Ltd and Imperial College, London
 - Use of additive manufacturing in surgical planning and patient-specific instrumentation for complex procedures
- Chris Sutcliffe, Fusion Implants Ltd, Renishaw PLC and University of Liverpool
 - Porous Orthopaedic Devices by Addictive Manufacturing: An Engineer's View
- Abdul Haque, Advanced Manufacturing Research Centre, University of Sheffield
 - Addictive Manufacturing Technologies - What are the options?

Discussion with Q&A

Wednesday 20th September

Time	Main Auditorium	Meeting Room 3A	Meeting Room 3B	Meeting Room 4	Meeting Room 11	Meeting Room 12	Meeting Room A
07:00	Registration Opens						
08:30 - 10:00	Data and Registries: What do they mean for my practice?	British Limb Reconstruction Society (BLRS) Revalidation and free papers	Childrens free papers	Best of the Best		Hip free papers	Combined Services Orthopaedic Society (CSOS)
10:00 - 10:30	Tea and Coffee (Lower Level - Exhibition/Poster Viewings)						
10:30 - 12:00	Trauma Research	Carousel Presidents Session: 'Is the rationing of Musculoskeletal Care logical?'	Childrens Revalidation	Best of the Best	World Orthopaedic Concern (WOC)	Basic Science free papers	National Registry and Audit Hot Topics
12:00 - 12:10	Relocate to Main Auditorium						
12:10 - 12:40	Clinical Research in T&O: Trends and Opportunities (Main Auditorium)						
12:40 - 13:10	President's Guest Lecture (Main Auditorium)						
13:10 - 14:10	Lunch (Lower Level - Exhibition/Poster Viewings)						
14:10 - 14:40	Robert Jones Lecture (Main Auditorium)						
14:40 - 14:50	Relocate to Session Rooms						
14:50 - 16:20	Trauma Revalidation 1	British Indian Orthopaedic Society (BIOS) 1		British Orthopaedic Trainee Association (BOTA)	Where are we with Enhanced Recovery Joint Replacement in 2017?	Foot and Ankle free papers	
16:20 - 16:50	Tea and Coffee (Lower Level - Exhibition/Poster Viewings)						
16:50 - 18:20	Trauma Revalidation 2	British Indian Orthopaedic Society (BIOS) 2	Spine Revalidation 1	BOA Young Investigator Award	Bone and Joint Journal (BJJ): How to negotiate the challenges of T&O research	British Orthopaedic Directors Society (BODS)	
BOA Council and Invited Speakers' Dinner							

Notes

Notes

Wednesday 20th September

Data and Registries: What do they mean for my practice?

08:30 - 10:00

Main Auditorium

Chair

- Ian Winson, BOA President

Session outline

- Ian Winson
 - BOA view on challenges and opportunities of more data: The 'just culture'
- Martyn Porter, NJR Medical Director
 - Using NJR data for reflection and appraisal
- Dominic Inman, Orthopaedic Trauma Lead, Northumbria NHS Foundation Trust
 - Using our NHFD data to assess and improve our service: view from a Trauma lead
- Tim Spalding, National Ligament Registry
 - Using emerging registries for reviewing practice and outcomes
- Lee Breakwell, Spinal Surgeon and Responsible Officer at Sheffield Children's NHS Foundation Trust
 - Data, appraisal and revalidation - what is your appraiser/Responsible Officer looking for?
- Julia Trusler, BOA Programme Director for Quality Outcomes
 - Do you know what is published about you and your hospital's T&O service?
- Matt James, CEO of Private Healthcare Information Network (PHIN)
 - PHIN and publication of health data from private healthcare

Discussion with Q&A

British Limb Reconstruction Society Revalidation and free papers

08:30 - 10:00

Meeting Room 3A

Co-Chairs

- Durai Nayagam, BLRS President
- Alwyn Abraham

Session outline

Free papers

- Pete Calder
 - Knee deformity in the growing skeleton - assessment and management

Notes

Wednesday 20th September

Total Hip Replacement in Complex Acetabular Fractures Using a Coned Hemipelvic Acetabular Component

Cusick. L.A, The Royal Victoria Hospital, Belfast, United Kingdom

Single versus double bone intramedullary fixation of paediatric both bone forearm fractures: radiological outcomes

Huntley. J.S, Royal Hospital for Children, Glasgow

Do short stem total hip replacements enable a superior functional performance?

Wiik. A, Aqil. A, Brevadt. M, Johal. H, Cobb. J, Imperial College, London

Experiences of creating a Blue Book for the BOA: distal radius fractures

White. J, Leonard. L, Pailthorpe. C, British Orthopaedic Association and British Society for Surgery of the Hand, London

The Impact of Newborn and Infant Physical Examination (NIPE) 2015 Guidance on Referrals and Treatment for Developmental Dysplasia of the Hip (DDH)

Wicks. L.D, Weil. S.B, Wood. A, Muthusamy. K, Natarjan. R, Northampton General Hospital

Psychosocial Aspects of Challenge and Threat Appraisal in Orthopaedic Training

Edwards. D, Wilson. J.H, Talkwalker. S.C, Wrightington Hospital, Wigan NHS Trust, Lancashire, United Kingdom

Major trauma: does weekend attendance increase 30-day mortality?

Clements. J, Little. Z, Bethel. J, Trompeter. A, St Georges Hospital, London

Optimising training in Trauma and Orthopaedics: A co-constructed model of trainee and trainer feedback

Gill. S, Campbell. D.M, NHS Tayside, East of Scotland

A medially conforming ball-and-socket tibiofemoral articulation arthroplasty versus a fixed bearing arthroplasty at five-year follow up. A randomised controlled trial

Ibrahim. M.S, Twaiji. H, Hossain. F.S, Haddad. F.S, Mazin S Ibrahim, University College London Hospital, London, United Kingdom

YouTube provides poor information regarding anterior cruciate ligament injury and reconstruction

Cassidy. T, Fitzgerald. E, Cassidy. E.S, Cleary. M, Byrne. D.P, Devitt. B.M, Baker. J.F, Waterford/UCD, Republic of Ireland Deanery

Introduction of a paperless fractured neck of femur pathway

Nanavati. N, Doncaster Royal Infirmary

Notes

Wednesday 20th September

Spinal disease in myeloma: Cohort analysis at a specialist spinal surgery centre indicates benefit of early surgical augmentation or bracing
Malhotra. K, Royal National Orthopaedic Hospital

Hip free papers

08:30 - 10:00
Meeting Room 12

Chair

- Andrew Manktelow

Free papers

Combined Services Orthopaedic Society (CSOS): What should I do if I am on call during a terrorist attack? Injury mechanisms and initial management associated with terrorist wounding

08:30 - 10:00
Meeting Room A

Co-Chairs

- Professor Hamish Simpson
- Colonel David Standley

Session outline

- Surgeon Captain Sarah A Stapley, Royal Navy, Defence Professor of Trauma and Orthopaedics
- High and low energy gunshot wounds: Management depends on energy - how to decide which strategy your patient needs
- Colonel Jon J Clasper CBE, Visiting Professor to Centre for Blast Injury Studies, Imperial College, London
- Understanding bomb projectiles and blast injury including blast pelvis. How does the management of the patient, the bone and the soft tissues differ compared to the RTA victim?
- Surgeon Commander Mansoor Khan, Royal Navy, Senior Lecturer Academic Department of Military Surgery for Trauma and Consultant in Trauma, St. Mary's Hospital, London
- Current trends in knife attack; what to look out for in terrorist victims
- Professor Chris Moran
- Recent terrorist events within the UK - Lessons we can learn

Discussion with Q&A

Trauma Research: Latest UK Multi-centre Trial Results

10:30 - 12:00
Main Auditorium

Co-Chairs

- Professor Alan Johnstone
- Professor Matt Costa

Session outline

- Professor Matt Costa
- FixdT
- Professor Matt Costa
- WOLLF
- Professor Alan Johnstone
- UK Trauma - it's role in international RCT's - Suprapatellar versus Infrapatellar IM nailing of the tibia

Discussion with Q&A

Carousel Presidents: Is the rationing of Musculoskeletal Care logical?

10:30 - 12:00
Meeting Room 3A

Co-Chairs

- Ian Winson, BOA President
- Gerald Williams, AAOS President

Session outline

- Regis O'Keefe, AOA President
- Is there rationing in the USA?
- Richard Keddell, NZOA President
- Explaining the access to Musculoskeletal Care in New Zealand
- Pradeep Makan, SAOA President
- The realities of Musculoskeletal Care with limited personnel
- Ian Incoll, AOA President
- Is access equal to care in Australia?
- Kevin Orrell, COA President
- Waiting lists and political response

Discussion with Q&A

Wednesday 20th September

Childrens Revalidation: Upper Limb Trauma; Controversies, tips, tricks and illustrative cases

10:30 - 12:00
Meeting Room 3B

Chair

- Fergal Monsell

Session outline

- Anna Clarke
- Wrist
- Shoulder
- Matthew Barry
- Forearm
- Humerus
- Ed Bache
- Elbow

Discussion with Q&A

World Orthopaedic Concern (WOC)

10:30 - 12:00
Meeting Room 11

Co-Chairs

- Steve Mannion, World Orthopaedic Concern Chair
- Deepa Bose

Session outline

- Steve Mannion
- Welcome and Introduction
- Dr. Biruk Lambisso
- Orthopaedic practice in Ethiopia
- Deepa Bose
- WOC at the Black Lion Hospital
- Laurence Wicks
- Leicester - Gondar Project
- Anthony Clayson
- Hawassa and NOTAA
- Rick Gardner
- CURE in Ethiopia
- Steve Mannion
- Clubfoot in Ethiopia and ACT

Discussion with Q&A

Basic Science free papers

10:30 - 12:00
Meeting Room 12

Co-Chairs

- Professor John Skinner
- Simon Donell

Free papers

National Registry and Audit Hot Topics

10:30 - 12:00
Meeting Room A

Chair

- Ananda Nanu, BOA Vice President

Session outline

Quality and Innovation in T&O Registries & Audits (10:30 - 11:15)

- Kate James, National Lead for Trauma and Orthopaedic Access Programme
- A Scottish Perspective on clinically-led quality improvement
- Vikas Khanduja, Chair of NAHR Steering Committee/Ajay Malviya, NAHR Steering Group Member
- Non-arthroplasty hip registry - annual report launch
- Professor Mike Reed, Orthopaedic Surgeon Northumbria NHS Foundation Trust
- Update on Bone and Joint Infection Registry (BAJIR)
- Ashley Cole, TORUS Steering Group Chair and Spinal Surgeon
- TORUS (Trauma and Orthopaedics Registry Unifying Structure): Introduction to the TORUS programme

National Joint Registry Hot Topics (11:15 - 12:00)

- Matthew Porteous, NJR Data Quality Committee Chair
- NJR and Data Quality
- Peter Howard, NJR Surgical Performance Committee Chair
- NJR and Monitoring of Surgical Performance

Discussion with Q&A

Notes

Notes

Wednesday 20th September

Clinical Research in T&O: Trends and Opportunities

12:10 - 12:40

Main Auditorium

Chair

- Deborah Eastwood, BOA Honorary Secretary

Speaker

- Professor Amar Rangan, BOA Research Committee Chair
- Clinical Research in T&O: Trends and opportunities

Presidents Guest Lecture

12:40 - 13:10

Main Auditorium

Chair

- Ian Winson, BOA President

Speaker

- Jan Willem K Louwerens
- "The older you get the less you know for sure; is it all Bias and Emotions?"

Robert Jones Lecture

14:10 - 14:40

Main Auditorium

Chair

- Miss Clare Marx, Immediate Past President, Royal College of Surgeons of England

Speaker

- Professor Chris Moran
- Surviving Major Trauma: The patients' perspective

Trauma Revalidation 1: Trauma in the Older person - it's here to stay

14:50 - 16:20

Main Auditorium

Co-Chairs

- Nigel Rossiter
- Professor Matt Costa

Session outline

- Faye Wilson
- Key factors in setting up an orthogeriatrics service
- Bryony Elliot
- 5 things every orthopod should know about peri-operative care of the elderly from an orthogeriatrician
- Duncan Whitwell

- Pathological fractures in 2017 - Should we always biopsy? Should we be asking the tumour centres for an opinion? Can we afford not to?

- Alex Trompeter
- Weight bearing - is there ever a reason not to?
- Bob Handley
- Bisphosphonate fractures - the other side - what to do with the contralateral limb

Discussion with Q&A

British Indian Orthopaedic Society (BIOS) 1

14:50 - 16:20

Meeting Room 3A

Co-Chairs

- Professor Gautam Chakrabarty, BIOS President
- Nikhil Shah, BIOS Education Secretary

Session outline

- Professor Stephenson, General Medical Council
- The Role and Relevance of the GMC today
- Anna Rowland, General Medical Council
- Fitness to practice - GMC perspective
- Judith Worthington, MPTS
- The role of the MPTS - conduct of a hearing
- Darryn Hale, Clyde and Co
- A defence view
- Professor Raj Murali
- Performance assessment
- Rakesh Kumar
- Remediation - a personal journey

Discussion with Q&A

British Orthopaedic Training Association (BOTA)

14:50 - 16:20

Meeting Room 4

Co-Chairs

- Simon Fleming, BOTA President
- Vittoria Bucknall, BOTA Vice President

Session outline

- Simon Fleming
- Changing T&O Culture Update
- Regis O'Keefe, AOA President
- Why Diversity and Unconscious Bias Matter
- Sam Tross
- We Still Live an Era of Diversity "Firsts" - Can We Do Better?

Wednesday 20th September

- Peter Jones
- Unconscious Bias

Discussion with Q&A

Where are we with enhanced recovery joint replacement in 2017?

14:50 - 16:20

Meeting Room 11

Co-Chairs

- Professor Mike Reed
- Kevin G.S. Orrell, President of Canadian Orthopaedic Association

Session Outline

- Professor Mike Reed
- State of enhance recovery in the UK - where are we?
- Professor Henrik Kehlet
- What we have learnt so far
- Henrik Husted
- Day case joint replacement - a step too far?
- Combined intra-articular and intravenous tranexamic acid

Discussion with Q&A

Foot and Ankle free papers

14:50 - 16:20

Meeting Room 12

Co-Chairs

- Matt Solan
 - Roland Russell
- Free papers

Trauma Revalidation 2: Big Kids or Small Adults? Adolescent Trauma

16:50 - 18:20

Main Auditorium

Co-Chairs

- John Keating
- Fergal Monsell

Session outline

- Fergal Monsell
- The Adult with Growth Plates - General Principles
- Martin Gargan
- Tibia/Tillaux/Proximal tibia physis
- John Dwyer
- Pelvic and Femoral fractures

Discussion with Q&A

British Indian Orthopaedic Society (BIOS) 2: Challenging Cases Interactive Discussions

16:50 - 18:20

Meeting Room 3A

Co-Chairs

- Dr Ram Prabhoo, President of Indian Orthopaedic Association
- Vijay Bhalaik

Presenters

- Badri Narayan
- Professor Bijayendra Singh
- Om Lahoti
- Anand Arya
- Professor Gautam Chakrabarty
- Professor Amit Tolat
- Nikhil Shah

Discussion with Q&A

Spine Revalidation 1

16:50 - 18:20

Meeting Room 3B

Chair

- Niall Eames

Session outline

- Calvin Soh
- Radiological investigations of acute spinal conditions
- Sashin Ahuja
- Spinal infections
- Mel Grainger
- Metastatic spinal cord compression
- Stuart Blagg
- Spinal trauma
- Jonathan Lucas
- The painful spine in a child

BOA Young Investigator Award

16:50 - 18:20

Meeting Room 4

Co-Chairs

- Deborah Eastwood, BOA Honorary Secretary
- Karen Daly

Notes

Notes

Wednesday 20th September

Bone and Joint Journal (BJJ): How to negotiate the challenges of T&O research

16:50 - 18:20

Meeting Room 11

Co-Chairs

- Professor Fares Haddad
- Professor Gareth Scott

Session outline

- Professor Fares Haddad
 - Introduction
 - The challenge of publishing and literature interpretation
- Professor Matt Costa
 - Trauma Trials: Consent for research in the emergency setting
- Dr Daniel Perry
 - Core outcomes and what they mean for you
- Xavier Griffin
 - Study Registration: How, why and where
- Professor Gareth Scott
 - Making the best impression with your paper

Discussion with Q&A

British Orthopaedic Directors Society (BODS)

16:50 - 18:20

Meeting Room 12

Chair

- Vinay Takwale, British Orthopaedic Directors Chair

Session outline

- Will Mason
 - Junior doctor training and the challenges to everyday service
- Simon Fleming, BOTA President
 - Cut it Out
- Bill Allum
 - Improving Surgical Training Project

Panel Discussion

- Professor Tim Briggs, National Director of Clinical Quality and Efficiency, NHS
 - Litigation Costs in the National Health Service
- Andrew Manktelow
 - Reducing clinical variation: The Regional MDT - the Nottingham Network

Discussion with Q&A

Notes

Thursday 21st September

Time	Main Auditorium	Meeting Room 3A	Meeting Room 3B	Meeting Room 4	Meeting Room 11	Meeting Room 12	Meeting Room A
07:15	Registration Opens						
08:30 - 10:00	Trauma Revalidation 3	Foot and Ankle Revalidation: Evidence based management of achilles tendon rupture	Spine Revalidation 2	ESSKA		Simulation and Innovation in Simulation Prize	BJJ 360° Revalidation 1
10:00 - 10:30	Tea and Coffee (Lower Level - Exhibition/Poster Viewings)						
10:30 - 12:00	Trauma Revalidation 4	Foot and Ankle ----- Naughton Dunn Lecture	Spine Bootcamp	Knee free papers		Simulation and Medical Education with free papers	BJJ 360° Revalidation 2
12:00 - 12:10	Relocate to Main Auditorium						
12:10 - 12:40	Sir Walter Mercer Lecture (Main Auditorium)						
12:40 - 12:55	2017 Awards and Medals (Main Auditorium)						
12:55 - 13:30	AGM (Main Auditorium)						
13:30 - 14:00	Lunch (Lower Level - Exhibition/Poster Viewings)						
14:00 - 14:25	President's Handover (Main Auditorium)						
14:25 - 14:35	Relocate to Session Rooms						
14:35 - 15:45	Knee Revalidation 1 ----- Adrian Henry Lecture	Trauma free papers	Spine Instant Updates	SAS Surgeons	Shoulder and Elbow Revalidation	ARMA: Putting the patient at the centre - how can clinical networks help us Get It Right First Time?	
15:45 - 16:00	Tea and Coffee (Gallery Area - Ground Floor)						
16:00 - 17:00	Knee Revalidation 2	Trauma Networks	Spine free papers		Shoulder and Elbow free papers		
17:00 - 17:10	Refreshment Interlude (Upper Level - Outside Main Auditorium Entrance)						
17:20 - 18:15	Dial Medicine for Murder (Stage Production in Main Auditorium)						

Notes

Thursday 21st September

Trauma Revalidation 3: Minimally Displaced Fractures - chance it, chase it or chuck everything at it?

08:30 - 10:00

Main Auditorium

Co-Chairs

- Mike Kelly
- Bob Handley, BOA Trauma Group

Session outline

- Bob Handley
 - Hip
- Mike Kelly
 - Knee
- Ian McFadyen
 - Pelvis
- Nigel Rossiter
 - Tibial shaft
- Ian McNab
 - Scaphoid and Ulna

Discussion with Q&A

Foot and Ankle Revalidation: Evidence-based management of Achilles tendon rupture

08:30 - 10:00

Meeting Room 3A

Co-Chairs

- Anna Chapman
- Rick Brown

Session outline

Acute Rupture

- Claire Topliss
 - Evidence for Functional Management of the acute TA rupture
- Tim Clough
 - Evidence-based surgical repair of the acute TA rupture

Rehab and the Role of the ESP

- Anne-Marie Hutchinson
 - Functional Rehabilitation: How to establish protocol in your Trust
- Alison Miller
 - Outcomes and Management of Patient Expectations

Late Presentation and Management of Late Sequelae

- Callum Clark
 - Delayed Presentation: Evidence Base and Management Options
- Heath Taylor
 - Surgical Management of Delayed Presentation/Late Sequelae

Discussion with Q&A

Spine Revalidation 2

08:30 - 10:00

Meeting Room 3B

Chair

- Stuart Blagg

Session outline

- Alistair Stirling, UKSSB Chair
 - Regional spinal networks and STIG
- Aprajay Golash
 - Cervical myelopathy
- Arup Ray
 - Acute neurological conditions/epidural haematoma
- Niall Eames
 - Lumbar disc protrusions and cauda equina syndrome
- Diarmaid Ferguson
 - LBRPP and acute LBP

Discussion with Q&A

ESKKA: Knee Osteotomy

08:30 - 10:00

Meeting Room 4

Co-Chairs

- Romain Seil
- Gino Kerkhoffs

Session outline

- Sandro Fucentese
 - PSI planning and osteotomies
- Kristian Kley
 - Minimally invasive osteotomies around the knee
- Gino Kerkhoffs
 - Intra-articular osteotomies
- Romain Seil
 - Osteotomies for the Cruciate Deficient Knee

Discussion with Q&A

Thursday 21st September

Simulation and Innovation in Simulation Prize

08:30 - 10:00

Meeting Room 12

Chair

- Catherine Kellett

Session outline

- Catherine Kellett
 - Introduction
- BOA Innovation in Simulation Prize presentations
- Shortlisted presentations
- Faisal Mushtaq "There are only two types of surgeons in the world...those who operate fast and those who do not"
- Guest speaker on simulation

Discussion with Q&A

BJJ 360 Revalidation 1: Upper Limb

08:30 - 10:00

Meeting Room A

Chair

- Benjamin Ollivere

Faculty

- Benjamin Ollivere
- Daren Forward
- Lee van Rensburg
- Michael Whitehouse
- Sebastian Dawson-Bowling

Session outline

A rapid fire round up and summary of all the latest, greatest and most controversial literature over the past year. Every paper you wish you had read (and some you hadn't) summarised and put out for discussion. All you need to know to stay up to date in elective and emergency upper limb surgery.

Discussion with Q&A

Trauma Revalidation 4: Trauma Meeting Classics

10:30 - 12:00

Main Auditorium

Co-Chairs

- Tim Chesser
- Dr Andy Schmidt

Session outline

- Dr Andy Schmidt
 - The humeral shaft in 2017 - a view from the USA
- Andrew Duckworth
 - Olecranon fractures - what's hot and what's not
- Yemi Pearce
 - Radial head - replace it, fix it or bin it?
- Steve Hepple
 - The syndesmosis - still unsure?
- Tim Chesser
 - Closing remarks

Discussion with Q&A

Naughton Dunn Lecture (Foot and Ankle)

10:30 - 12:00

Meeting Room 3A

Co-Chairs

- Anna Chapman
- Rick Brown

Speaker

- Andrew 'Fred' Robinson
 - "The Diabetic Foot - Clinical and Organisational Aspects"

Discussion with Q&A

Notes

Notes

Thursday 21st September

Spine Bootcamp

10:30 - 12:00
Meeting Room 3B

Chair

- Alistair Stirling, UKSSB Chair

Session outline

- Aprajay Golash
 - Ankylosing spondylitis
- Jonathan Lucas
 - The painful spine in a child
- Stuart Blagg
 - The medical management of the paralysed patient
- Lee Breakwell, Spinal Surgeon and Responsible Officer
 - Discitis and Epidural abscesses
- Niall Eames
 - Lumbar disc protrusions and cauda equine syndrome
- Arup Ray
 - Halo application and management of the dislocated spine
- Matthew Newton Ede
 - Classification and surgical options in thoracolumbar fractures
- Mel Grainger
 - Metastatic spinal cord compression
- Calvin Soh
 - Radiological investigations of acute spinal conditions

Discussion with Q&A

Knee free papers

10:30 - 12:00
Meeting Room 4

Co-Chairs

- Ram Venkatesh
- David Elson

Free papers

Simulation and Medical Education with free papers

10:30 - 12:00
Meeting Room 12

Co-Chairs

- Catherine Kellett
- Ian Incoll, President of Australian Orthopaedic Association

Session outline

Free papers

Mel Mckendrick "Eye tracking as a clinical skills training tool and objective measure of performance"

- Guest speaker
- Top tips in Simulation
- Catherine Kellett
 - Announcement of Innovation in Simulation Prize and Simulation free papers Prize winners
 - The BOA and Simulation

Discussion with Q&A

BJJ 360 Revalidation 2: Lower Limb

10:30 - 12:00
Meeting Room A

Chair

- Benjamin Ollivere

Faculty

- Benjamin Ollivere
- Daren Forward
- Lee van Rensburg
- Michael Whitehouse
- Sebastian Dawson-Bowling

Session outline

A rapid fire round up and summary of all the latest, greatest and most controversial literature over the past year. Every paper you wish you had read (and some you hadn't) summarised and put out for discussion. All you need to know to stay up to date in elective and emergency lower limb surgery.

Discussion with Q&A

Thursday 21st September

Sir Walter Mercer Lecture

12:10 - 12:40
Main Auditorium

Chair

- Professor Robin W Paton

Speaker

- Ivan Brenkel
 - How to monitor quality of orthopaedic care in a modern health service

2017 Awards and Medals

12:40 - 12:55
Main Auditorium

Co-Chairs

- Ian Winson, BOA President
- Deborah Eastwood, BOA Honorary Secretary

AGM

12:55 - 13:30
Main Auditorium

President's Handover

14:00 - 14:25
Main Auditorium

Co-Chairs

- Ian Winson, BOA President
- Ananda Nanu, Vice BOA President

Knee Revalidation 1: Assessment of a Painful Knee Replacement

14:35 - 15:20
Main Auditorium

Chair

- Professor Leela Biant

Session outline

- Andrew Toms
 - Clinical history and examination
- Andrew Porteous
 - Investigations and interpretation
- Andrew Price
 - Results of infective and aseptic revisions

Discussion with Q&A

Adrian Henry Lecture

15:20 - 15:45
Main Auditorium

Chair

- Professor Leela Biant

Speaker

- Professor Henrik Kehlet
 - "Fast track hip and knee replacements are good for now; but what about the future?"

Discussion with Q&A

Trauma free papers 2

14:35 - 15:45
Meeting Room 3A

Co-Chairs

- Professor Alan Johnstone
- Dr Andy Schmidt

Session outline

Free papers

Spine Instant Updates

14:35 - 15:45
Meeting Room 3B

Co-Chairs

- Aprajay Golash
- Pradeep Makan, President of South African Orthopaedic Association

Session outline

- Alistair Stirling, UKSSB Chair
 - Political Update - LBRPP/RSN/STIG
- Stuart Blagg
 - Thoraco lumbar fracture classification and management
- Stuart Blagg
 - Medical management of the paralysed patient
- Jonathan Lucas
 - The dislocated spine
- Arup Ray
 - Acute neurological conditions
- Arup Ray
 - Cervical myelopathy and radiculopathy

Notes

Notes

Thursday 21st September

- Jonathan Lucas
 - Epidural haematoma - spontaneous and iatrogenic
- Lee Breakwell, Spinal Surgeon and Responsible Officer
 - Spinal infections
- Mel Grainger
 - Metastatic spinal cord and compression
- Mel Grainger
 - Primary spinal tumours - what not to do!
- Niall Eames
 - Cauda equina syndrome
- Niall Eames
 - Acute foot drop
- Aprajay Golash
 - Ankylosing spondylitis and DISH
- Niall Eames
 - Closing remarks

Discussion with Q&A

Supporting SAS Surgeons in Career Development

14:35 - 15:45

Meeting Room 4

Chair

- Mamdouh Morgan, Representative, Staff and Associate Specialist (SAS)

Session outline

- Ian Winson, BOA President
 - Welcome
 - BOA Values the SAS Surgeons in Trauma and Orthopaedics
- Mamdouh Morgan
 - What's on the Horizon? SAS Surgeon Advisory Book
- Lisa Hadfield-Law, BOA Education Advisor
 - How SAS Surgeons can become Effective Trainers
- Hiro Tanaka, BOA Education and Revalidation Committee Chair
 - How SAS Surgeons lead on service and quality improvement
- Vivek Goel, Orthopaedic Consultant
 - My Journey: Rewards and Challenges of CESR
- Scarlett McNally, Orthopaedic Consultant, RCS Council Member
 - How SAS Surgeons can make best use of appraisal and meet revalidation standards

Discussion with Q&A

Shoulder and Elbow Revalidation: Managing the non-arthritic stiff and painful shoulder

14:35 - 15:45

Meeting Room 11

Chair

- Alison Armstrong

Session outline

- Alison Armstrong
 - The Frozen Shoulder
- Radhakant Pandey
 - The Stiff Shoulder after Trauma
- Cormac Kelly
 - Stiffness with Tumours, Sepsis and Calcific Tendonitis

Discussion with Q&A

ARMA: putting the patient at the centre - how can clinical networks help us Get It Right First Time?

14:35 - 15:45

Meeting Room 12

- Professor Peter Kay, National Clinical Director for Musculoskeletal Services for NHS England
- Gerald William, President of American Academy of Orthopaedic Surgeons

Session outline

- Professor Grey Giddins
 - Access to joint replacement surgery
- Professor Philip Turner
 - Co-ordinated care across the pathway for joint replacement surgery

Discussion with Q&A

Thursday 21st September

Knee Revalidation 2: Surgical Strategies in Revision Knee Replacement

16:00 - 17:00

Main Auditorium

Chair

- Tony Hui, BASK Honorary Secretary

Session outline

- Colin Esler, BASK President
 - Surgical approaches and extraction
- Richard Parkinson
 - 1DAIR, single stage or 2-stage revision for infection
- David Deehan
 - Tackling bone loss, instability and implant choice

Discussion with Q&A

Trauma Networks 2

16:00 - 17:00

Meeting Room 3A

Chair

- Paul Dixon, BOA Trauma Group Chair

Session outline

The new fracture clinic - outdated or necessary safety net?

- Tim White
 - Trauma Triage Clinic
- Steve Aldridge
 - The traditional model
- Sharon Scott
 - Trauma in the Older Person

Discussion with Q&A

Spine free papers

16:00 - 17:00

Meeting Room 3B

Co-Chairs

- Stuart Blagg
- Aprajay Golash

Free papers

Shoulder and Elbow free papers

16:00 - 17:00

Meeting Room 11

Chair

- Alison Armstrong

Free papers

Notes

Notes

Friday 22nd September

Time	Main Auditorium	Meeting Room 3A	Meeting Room 3B	Meeting Room 4	Meeting Room 11	Meeting Room 12	Meeting Room A
07:15	Registration opens						
08:30 - 10:00	Good Clinical Practice (GCP) Training		Non-Technical Skills (NOTTs RCSEd) (Pre-registration only)	Medical Students' Session	Clinical Examination Course (Pre-registration only)	TOCS and TOES (Pre-registration only)	
10:00 - 10:30	Tea and Coffee (Lower Level - Hall 2B)						
10:30 - 12:00	Good Clinical Practice (GCP) Training		Non-Technical Skills (NOTTs RCSEd) (Pre-registration only)	Medical Students' Session	Clinical Examination Course (Pre-registration only)	TOCS and TOES (Pre-registration only)	
12:00 - 13:00	Lunch (Lower Level - Hall 2B)						
13:00 - 14:30				Medical Students' Session	Clinical Examination Course (Pre-registration only)	TOCS and TOES (Pre-registration only)	
14:30 - 16:00				Medical Students' Session	Clinical Examination Course (Pre-registration only)	TOCS and TOES (Pre-registration only)	
Close							

Notes

Friday 22nd September

Good Clinical Practice (GCP) Training

08:30 - 12:00
Main Auditorium

Chair

- Gareth Hayes, GCP Consultant and Clinical Research Trainer

Session outline

This session is essential to everyone who is actively involved in the clinical research arena or who is planning to do research and requires GCP certification to continue. It will provide all the latest information on the new regulations, particularly regarding Statutory Instruments, additional requirements for informed consent and the importance of the quality management systems and the audit/inspection process. It will also include details about GCP in the field of Medical Devices and the Quality Standard ISO14155. The session will finish with an update on the revised ICH GCP E6 (Version 2) and the new European Regulation that supersedes the current European Directives. The session uses a blend of trainer input and group exercise. All attendees will receive certification.

Non-Technical Skills (NOTTs RCSEd)

08:30 - 12:00
Meeting Room 3B

Faculty

- Mike Bradburn

Session outline

This is a workshop discussing, demonstrating and using the NOTTS taxonomy for observing surgeons' non-technical skills in the operating room. The role of human factors and non-technical skills in adverse events will be explored along with how better non-technical skills can reduce errors and improve performance. The workshop will involve lectures, video scenarios, interactive group discussions and audience response systems.

Notes

Medical Students' Session

08:30 - 16:00
Meeting Room 4

Chair

- Catherine Kellett

Session outline

Medical Students and the BOA

5 student presentations

- Scarlett McNally
- Life as an orthopaedic surgeon
- Professor Leela Biant
- Life as an orthopaedic surgeon in research

5 student presentations

- Catherine Kellett
- Life as an orthopaedic surgeon in education

Practical Workshops

- Sarah Stapley
- Life as an orthopaedic surgeon in the military
- Matthew Brown
- Life as an orthopaedic surgeon in training
- Catherine Kellett
- Top Tips for Passing Orthopaedic Exams

Presentation of Medical Students' Free Paper Prize

Clinical Examination Course

08:30 - 16:00
Meeting Room 11

Chair

- Fazal Ali

Faculty

- John Wright
- Joe Garcia
- Shantanu Shahane
- Jeevan Chandrasenan
- James Fernandes
- Amjid Ali
- James Tomlinson
- Kiran Saldanha
- James Williams
- Paul Haslam
- Paul Banaszkiwicz
- Osmond Thomas
- Ian Braithwaite

Friday 22nd September

- Nick Phillips
- Irwin Lasrado
- Kevin Wembridge
- Saeed Qaimkhani
- Stan Jones

Session outline

(09:00 - 12:00)

Lectures on clinical examination of the hip, knee, foot and ankle, spine, shoulder, elbow, hand and wrist and peripheral nerves of the upper limb.

(13:00 - 16:00)

Practical stations; Participants rotate in groups (based on experience) through stations every 25 minutes

- Stations: Hip, knee, foot and ankle, spine, shoulder, elbow and nerves, wrist and hand

TOCS and TOES

08:30 - 16:00

Meeting Room 11

Faculty

- Lisa Hadfield-Law, BOA Education Advisor

Session outline

- Assessment and feedback
- Getting the most from the curriculum
- Agreeing a learning plan
- Guiding career development
- Challenges facing trainers

Notes



Still Flying High

With over 20 years of clinical heritage the BHR successfully demonstrates that it provides excellent outcomes globally¹⁻⁶ with a 10A* ODEP rating⁷ and helps improve quality of life to the indicated active male patient.

www.smith-nephew.com

The BIRMINGHAM HIP Resurfacing (BHR) prosthesis is a metal-on-metal hip resurfacing prosthesis intended for use in patients requiring primary hip resurfacing arthroplasty due to non-inflammatory arthritis (degenerative joint disease) such as osteoarthritis, traumatic arthritis, avascular necrosis, or dysplasia/DDH, or inflammatory arthritis such as rheumatoid arthritis. It is contraindicated for use in female patients, as well as patients with infection or sepsis, those skeletally immature, patients with known moderate to severe renal insufficiency, severely overweight patients, and those with known or suspected metal sensitivity. For additional information on the device, indications for use, contraindications, warnings and precautions, please consult the device Instructions for Use (IFU).

Smith & Nephew, Inc. www.smith-nephew.com

*Trademark of Smith & Nephew ©2016 Smith & Nephew



Supporting healthcare professionals

1. Daniel J, Pradhan C, Ziaee H, Pynsent PB, McMinn DJW. Results of Birmingham Hip Resurfacing at 12 to 15 years. Bone Joint J 2014; 96-B:1298-1306. 2. Van Der Straeten C, Van Quickenborne D, De Roest B, Calistri A, Victor J, De Smet K. Metal ion levels from well-functioning Birmingham Hip Resurfacings decline significantly at ten years. Bone Joint 2013; 95-B:1332-8. 3. Treacy RBM, C. W.; Shears, E.; Pynsent, P. B. Birmingham hip resurfacing: a minimum follow-up of ten years. J Bone Joint Surg Br. Jan 2011; 93(1):27-33. 4. Coulter GY, D. A.; Dalziel, R. E.; Shimmin, A. J. Birmingham hip resurfacing at a mean of ten years: results from an independent centre. J Bone Joint Surg Br. Mar 2012; 94(3):315-321. 5. Matharu GS, McBryde CW, Pynsent WB, Pynsent PB, Treacy RB. The outcome of the Birmingham Hip Resurfacing in patients aged < 50 years up to 14 years post-operatively. The Bone & Joint Journal. Sep 2013; 95-B(9):1172-1177. 6. Holland JP, Langton DJ, Hashmi M. Ten-year clinical, radiological and metal ion analysis of the Birmingham Hip Resurfacing: from a single, non-designer surgeon. J Bone Joint Surg Br. Apr 2012; 94(4):471-476. 7. <http://www.odep.org.uk/products.aspx> (BHR Cup 10A*, BHR Head 10A)

Exhibition Floor Plan



Exhibitors

Company	Stand	Company	Stand
3DGBIRE LTD	11	Medical Defence Union (MDU)	19
Adler Ortho UK Ltd	65	Medical Protection	151
AKU Society	137	Medserv	99
Amplitude Clinical Outcomes	27	Medtech Search Associates	101
AOUK	105	National Hip Fracture Database (NHFD)	41
Aquilant Orthopaedics	145	National Institute Health Research Clinical Research Network (NIHR CRN)	119
Arthrex Ltd	13	National Joint Registry (NJR)	143
Axial3D	3	National Ligament Registry (NLR)	1
B. Braun Medical Ltd	53	Neoligaments	115
Bespoke Medical Indemnity	73	NHS Blood and Transplant, Tissue and Eye Services	82
Bill Medical	77	Non Arthroplasty Hip Register (NAHR)	1
Biocomposites Ltd	5	ODEP and Beyond Compliance	116
Bone & Joint Publishing	133	Onbone	49
British Orthopaedic Association (BOA)	29	Orasoptic	40
British Orthopaedic Trainees' Association (BOTA)	9	orthoconnections	129
Carestream	31	Orthopaedic Trauma Society (OTS)	59
Ceramisys Ltd	15	OrthoXel	135
CeramTec GmbH	69	OTSIS	95
Chaneco	91	Pentland Medical Ltd	4
Corin	83	PHYSIOLAB®	107
Crowther Ballantyne Associates Ltd	129	PPM Software Ltd	57
Curetis UK Ltd	55	Premium Medical Protection	17
DePuy Synthes, Johnson & Johnson Medical Devices Companies	123	Quads AR	157
Direct Medics Ltd	75	Ramsay Health Care UK	147
EIDO Healthcare Ltd	149	Royal College of Physicians and Surgeons of Glasgow (RCPSG)	125
Episcan Srl	33	Royal College of Surgeons of Edinburgh (RCSEd)	35
ESSKA	38	Royal College of Surgeons of England (RCS)	39
GE Healthcare	2	Sawbones Europe AB	89
Healthcare 21	97	Sectra	21
Healthcare Business Solutions (UK) Ltd	111	SI-BONE UK LTD	63
HemaClear and OHK Medical Devices Ltd	103	Siemens Healthineers	93
Heraeus Medical GmbH	80	Smith & Nephew	45
Hospital Innovations	120	Stryker UK Ltd	79
Ideal Med Ltd	25	Symbios UK Ltd	67
Incrediwear and Sirowa Group	141	Trust Health Ltd	57
Intrapharm Laboratories Ltd	87	United Kingdom Knee Osteotomy Registry (UKKOR)	1
John Charnley Trust	7	VirtaMed	85
JRI Orthopaedics Ltd	71	Wardray Premise	109
LimaCorporate	74	Westlake Plastics Europe	23
Lockton LLP	47	Wisepress Medical Bookshop	138
Mathys Orthopaedics Ltd	113	World Orthopaedic Concern (WOC)	139
MatOrtho Ltd	76	Wright Medical	81
Medacta	37	Zimmer Biomet UK Ltd	121
Medartis Ltd	61		
mediCAD Hectec GmbH	131		
Medical Billing & Collection (MBC)	127		

Exhibitors

3DGBIRE LTD

01257 276116
enquiries@3dgbire.com
www.3dgbire.com



3DGBIRE Ltd is the premium service provider for the desktop 3D printer world. By offering high quality products and customer focused service, sales and technical support we will ensure that all medical professionals have the resources they need to implement this revolutionary technology into the Medical Industry.

Adler Ortho UK Ltd

0151 329 0427
info@adlerorthouk.com
www.adlerortho.com



Adler UK is a subsidiary of Adler Ortho SRL, a privately owned Italian company, specialising in the design, manufacture, marketing of orthopaedic implants. Adler was the first orthopaedic company to employ additive layer manufacturing technology in orthopaedics, allowing the production of complex 3D shapes, providing an ideal porous structure to enhance biological integration. A full product range of acetabular cups, knees and custom implants using this innovative technology is available.

11 AKU Society

01223 322897
07586759028
info@akusociety.org
www.akusociety.org



The AKU Society is a UK patient group offering support to patients diagnosed with a rare genetic disease called Alkaptonuria (AKU). AKU is characterised by black urine, black spots in the eyes and ears and early onset osteoarthritis. The AKU Society co-ordinates access to an expert clinic: the National AKU Centre.

Amplitude Clinical Outcomes

0333 014 6363
susan.williams@amplitude-clinical.com
www.amplitude-clinical.com



Amplitude, leading supplier of electronic PROMs systems to the NHS and powering six U.K. and four International Registries. Amplitude submits National PROMs data electronically, will soon upload NJR data and its unique data exchange functionality allows data to be sent to relevant Registries. Dashboard reports provide views of a variety of metrics whilst the report writer provides a simple tool to extract raw data. Amplitude provides clinically valid data and enables the monitoring of care being delivered.

137

Exhibitors

AOUK

01904 787767
aouki1@btconnect.com
www.aouk.org



The AO Foundation is a charitable organisation which is dedicated to the promotion of excellence in surgery of musculoskeletal trauma. AOUK is the Anglo-Irish section of the Foundation and through its education department delivers non-profit making courses in the UK and Ireland to train young surgeons and operating room personnel in the theory and practice of trauma, CMF and spine surgery. The membership of AOUK consists of a group of established surgeons and ORP's who freely give their time to teach on the 30 courses that are run by AOUK annually.

Aquilant Orthopaedics

01256 365480
contactus@aquilantorthopaedics.com
www.aquilantorthopaedics.com



Aquilant Orthopaedics are the UK distributor for Waldemar LINK products and provide a vast range of implants and associated instrumentation addressing many aspects of joint arthroplasty ranging from primary systems to complex revision, limb-salvage and custom made prostheses. Many have outstanding clinical history in European registries. Aquilant Orthopaedics' own range of products include the Coremus™ Instrument Kit range which can assist with damaged screw removal, broken implants and the extraction of intramedullary nails.

105 Arthrex Ltd

0114 232 9180
events@arthrex.co.uk
www.arthrex.com



Medical Education is at the very core of Arthrex's foundations. The simple philosophy of "Helping Surgeons Treat Their Patients Better™" has not only shaped our principles and history but is guiding us into the future. Arthrex has pioneered the field of arthroscopy and developed more than 11,000 innovative products and procedures to advance minimally invasive orthopaedics worldwide. At BOA 2017 Arthrex will be showcasing the AR 400 versatile power tool system and the innovative Wireless Synergy MSK Ultrasound.

axial3D

028 9018 3590
contact@axial3D.com
www.axial3D.com



axial^{3D} transforms how healthcare specialists across the globe access medical 3D printing. We create precise, patient-specific 3D printed models generated directly from patient CT and MRI scan data. Used by the NHS, 3D printed models facilitate a better understanding of abnormalities, encourage trailing of novel surgical techniques and improve the surgical outcome for patients. Our expert team uses the latest 3D printing technology to aid surgeons in preoperative planning, supporting the national agenda of 'getting it right first time'.

13

Notes

Notes

Exhibitors

B. Braun Medical Ltd

0114 225 9000
info.bbmuk@bbraun.com
www.bbraun.co.uk



The B. Braun global message – Sharing Expertise – clearly identifies our philosophy of the transfer of knowledge. Over the years we have acquired a wealth of knowledge that we share with those who bear the responsibility for healthcare and associated services. The introduction of the Patient Total Pathway shows a commitment to improving patient outcome in Joint Replacement and provides a unique patient experience utilising Advanced Implant technology, surgical process management and enhanced patient centric services.

Bespoke Medical Indemnity

020 7998 3424
07747624080
andy@medmal.co.uk
www.bespokemedicalindemnity.co.uk



Bespoke Medical Indemnity have a unique understanding of Medical Malpractice Insurance and the issues that medical professionals have to deal with on a day to day basis. We will always work with you to manage your existing Medical Indemnity policy and when the time is right to renew, help you to select the policy that best meets your own specific needs and cover the unique risks and challenges that you face. With access to all key London Insurance Markets, you can be assured that we can find the right policy at the right cost, specifically for you.

Notes

53 Bill Medical

07955 959789
01494 416411
georgia.whelan@billmedical.co.uk
www.bill-medical.co.uk



Tired of chasing clients for payment, frustrated by 'an OK' service from your billing company? We were – and that's why we set up Bill Medical to be the best in the market. Enjoyable to do business with, the lowest UK bad debt, and significantly uplifting our clients' income. When combined with our extensive knowledge and relentless attention to detail, it's no wonder we have such strong client testimonials and haven't had a single client want to leave.

73 Biocomposites Ltd

01782 338 580
info@biocomposites.com
www.biocomposites.com



At Biocomposites, we are proud to be driving improved outcomes across a wide range of clinical applications for patients and surgeons. Our team of specialists is singularly focused on the development of innovative calcium compounds for surgical use. With over 25 years' experience and an unrivalled dedication to quality, the products we research, engineer and manufacture are at the forefront of calcium technology.

Notes

Exhibitors

Bone & Joint Publishing

020 7782 0010
info@boneandjoint.org.uk
www.bjj.boneandjoint.org.uk



Bone & Joint Publishing provides a complete and trusted resource for the orthopaedic, trauma and musculoskeletal science communities. If you are a BOA member, we can activate the online portion of your member benefit subscription to The Bone & Joint Journal and Bone & Joint 360 quickly and easily at our stand 133. Plus, collect your free USB drive when you visit stand 133 – available while stocks last.

British Orthopaedic Association (BOA)

020 7405 6507
events@boa.ac.uk
www.boa.ac.uk



The British Orthopaedic Association (BOA) is the Surgical Specialty Association for Trauma and Orthopaedics in the UK. We provide national leadership, a unifying focus, and charitable endeavour by Caring for Patients, Supporting Surgeons and Transforming Lives. As a membership organisation we care for patients and support surgeons by focusing on excellence in; Professional Practice, Training and Education and Research. We currently have over 4,800 members, visit us at stand 29 for more information about our membership. Don't forget to purchase the BOA merchandise including our new BOA bow ties.

Notes

133 British Orthopaedic Trainees' Association (BOTA) 9

president@bota.org.uk
www.bota.org.uk



The British Orthopaedic Trainees' Association, BOTA, was set up under the direction of Mr Richard Rawlins in 1987 following a meeting in Oxford when 45 Senior Registrars met at a symposium entitled 'Planning a career in Orthopaedic Surgery'. It subsequently became affiliated to the British Orthopaedic Association. Since its foundation, the membership has increased from the founding 45 to the current level of in the order of over 1000 Specialist Registrars (and recently appointed consultants). Orthopaedic Surgeons make up around 30% of the membership of the Royal Colleges, and as the largest surgical subspecialty, we work together with ASiT, the Association of Surgeons in Training, to represent surgical trainees as a collective. Currently, full membership is available to all doctors holding an NTN in Trauma and Orthopaedics and junior membership is available to all other qualified doctors in approved training programmes (ie FY, CT or non-RTT ST).

Carestream

01442 838864
jane.grimsley@carestream.com
www.carestream.com



Carestream is a worldwide provider of dental and medical imaging systems and IT solutions. On our stand we will be demonstrating the Carestream OnSight 3D Extremity system which uses cone beam CT (CBCT) technology to capture weight-bearing and other types of extremity exams. This compact system provides high-quality, lower-dose 3D imaging studies. This makes it an ideal diagnostic tool for orthopaedic and sports medicine in hospitals, imaging centres and accident and emergency departments.

Notes

Exhibitors

Ceramisy Ltd

0114 232 7070
enquiries@ceramisy.com
www.ceramisy.com



Ceramisy has extensive experience in the manufacture and development of advanced synthetic biomaterials for the repair and regeneration of bone. At the forefront of the company's mission is a commitment to providing premium quality products which meet the requirements of surgeons. Ceramisy's products, well known under ReproBone® are UK manufactured (Made in Sheffield) in its state-of-the-art facility and are approved in the majority of international markets.

CeramTec GmbH

00 49 1727430439
www.ceramtec.com



The CeramTec Group is an international leading supplier of advanced ceramics with annual sales of 501 million Euro and 3600 employees in Europe, Asia and America. With a tradition of more than 100 years, CeramTec serves major markets with innovative products, including the electronics, automotive, medical technologies especially the BIOLOX® ceramics for hip arthroplasty, machinery, metalworking, chemical as well as the energy and environmental industries.

Chaneco

01604 709999
info@chaneco.co.uk
www.chaneco.co.uk



Based in Northampton, Chaneco is one of the largest suppliers of Orthopaedic footwear and Orthotics in the UK, supplying hundreds of hospitals, healthcare organisations, private companies and individuals throughout the country and overseas.

Corin

01285659866
www.coringroup.com



As a leader in orthopaedic innovation, Corin has pioneered a number of landmark developments since its foundation and is proud to have been able to improve the quality of life of thousands of patients around the world through these groundbreaking products. The company's talented and dedicated teams share a common commitment to deliver quality orthopaedic products and services to patients, surgeons and healthcare providers which exceed expectations and positively impact lives. With an increasingly active and demanding patient population, the need to provide state of the art conservative treatment pathways, in addition to more traditional interventions, has never been more important. Corin's product portfolio is designed to provide each patient with the optimal solution, utilising some of the most advanced technologies available in the world to enhance implant longevity and performance.

Notes

Exhibitors

Crowther Ballantyne Associates Ltd

01636 642830
gcrowther@cbassociates.co.uk
www.cbsearch.com



Crowther Ballantyne Associates are the original dedicated recruitment partner to the world's leading orthopaedic companies. Established in 1999 we are proud to have been responsible for recruiting some of the best and most exciting sales and marketing talent in the industry as well as enhancing many careers. Gavin Crowther is still as passionate as ever about his business and would welcome to chance to discuss your career aspirations.

Curetis UK Limited

00 49 7031 4919510
contact@curetis.com
www.unyvero.com



Curetis' Unyvero Multiplex PCR system is an automated, fast and comprehensive diagnostic tool. We focus on severe infections in hospitalized patients, such as pneumonia, intra-abdominal and bloodstream infections. Curetis offers also an application for implant and tissue infections, that allows rapid detection of relevant pathogens and resistance markers from various sample types (e.g. synovial fluid, tissue) in patients with orthopaedic related/prosthetic joint infections.

Notes

Depuy Synthes, Johnson & Johnson Medical Devices Companies

123

0113 387 7800
vturnbul@its.jnj.com
www.depuyssynthes.com



DePuy Synthes Companies of Johnson & Johnson is the largest, most innovative and comprehensive orthopaedic business in the world, built upon the strong legacies of two great companies. We are a total solutions company. Our broad array of inspired, innovative and high quality offerings help advance the health and wellbeing of people around the world. With insights from patients, physicians, providers, payors and policymakers to guide us, DePuy Synthes Companies are uniquely positioned to meet these needs and deliver life-changing medical innovation. At DePuy Synthes Companies, we aspire to be your partner of choice, delivering high standards of quality in everything we do.

Direct Medics Ltd

75

02890387490
www.directmedics.com



Direct Medics has provided specialist healthcare recruitment solutions throughout the United Kingdom and Ireland since its establishment in 2000. We offer both permanent and temporary opportunities to doctors of all grades to the public and the private sectors. We are proud of the positive outcomes experienced by our doctors as a responsible recruiter and a Designated Body and work hard to ensure support and guidance before, during and after every placement.

Exhibitors

EIDO Healthcare

149

ESSKA

38

0115 878 1000
info@eidohealthcare.com
www.eidohealthcare.com

00 49 611 9771635
esska@intercongress.de
www.esska-congress.org



EIDO Healthcare produces medico-legal patient information documents to support patients and protect clinicians. Over 400 UK hospitals now trust EIDO to provide this information. EIDO's newest venture is medical malpractice insurance through EIDO Shield, offering bespoke, non-discretionary policies underwritten by selected underwriters at Lloyds of London with 25 year run-off. Come and talk to us on stand 149 and see if we can better your current policy and premium.



ESSKA (European Society of Sports Traumatology, Knee Surgery and Arthroscopy) will hold its biennial Congress in Glasgow in May 2018. It's the comprehensive educational event for orthopaedic surgeons, clinicians, scientists, sports medicine physicians, physiotherapists and sports radiologists. Check out the programme with Invited Lectures, Symposia, Surgical Pre-Courses, Instructional Courses, Debates, Keynote Lectures, Live Surgical Demonstrations, Free Papers, Electronic Posters, and PT Programme. Call for submissions until 1 October 2017.

Episcan Srl

33

GE Healthcare

2

00 39 031 747670
info@episcan.it
www.episcan.eu

0800 032 9201
imaging.uki@ge.com
www.ge.com



Episcan is an Italian manufacturer founded in 2001, specialised in extremities surgical implants. Episcan's main philosophy is to produce in a good way but keeping low costs, without penalising quality and safety; to do this, we use high level technological production and a careful selection of raw materials. Episcan's main office and production unit are located in north of Italy.



GE Healthcare are pleased to welcome delegates to BOA. Come and visit us on stand 2 for our latest innovations. GE Healthcare provides transformation medical technologies and services to meet the demand for increased access, enhanced quality and more affordable healthcare around the world. From medical imaging, software and IT, patient monitoring and diagnostics to drug discovery, biopharmaceutical manufacturing technologies and performance improvement solutions, GE Healthcare helps medical professionals deliver great healthcare to their patients.

Notes

Exhibitors

Healthcare 21

97

HemaClear and OHK Medical Devices Ltd

103

07557 017 205
isobel.rosewarne@hc21.eu
www.healthcare21.eu

00972545804808
lydia@hemaclear.com
www.hemaclear.com



Healthcare 21 is delighted to support the British Orthopaedic Association Annual Meeting in Liverpool this year. Established in 2003 we are one of Europe's largest privately owned healthcare companies. On display at this congress we have; PREVENA™ - An Incision Management Tool that was designed with Orthopaedic Surgery in mind and has shown a reduction in SSIs. MatriDerm®, a unique Acellular Dermal Substitute comprised of Elastin and Collagen that has performed well in a variety of tendon surgeries.



HemaClear® - Sterile Single-Use Exsanguination Tourniquet. Endorsed by key opinion leaders. One million procedures on five continents. Excellent acceptance. Impeccable safety track record. 95% exsanguination - bloodless, dry surgical field; Sterile field (less SSI); Improved anatomical visibility - maximal surgical "real estate"; Reduced incidence of post-op DVT / pulmonary embolism; Diminished tourniquet pain - no skin injury or tourniquet-induced nerve damage; Easy to use - no OR clutter.

Healthcare Business Solutions (UK) Limited

111

Heraeus Medical GmbH

80

0845 6190632
info@hbsuk.co.uk
www.hbsuk.co.uk

00 49 6181 350
contact.medical@heraeus.com
www.heraeus-medical.com



We are a team of Clinical Consultants and Business Experts with previous experience of establishing and growing healthcare businesses. At HBSUK we set-up, manage and grow your business; remove all conflicts of interest between you and your NHS Trust; provide Commissioners with a model to flexibly manage capacity at optimal cost; never compromise: our focus is excellence, not compliance. Our business is built on consultant led solutions backed by the highest levels of medical governance.

Heraeus

Heraeus Medical - Delivering patient value through innovation and evidence based medicine. Heraeus Medical concentrates on medical products for orthopaedic surgery and traumatology. As industry leader for bone cements, the company develops, produces, and markets biomaterials and accessories to make an essential contribution to improving surgical results in bone and joint surgery as well as infection prevention from the outset.

Notes

Exhibitors

Hospital Innovations

07917 151 497
amandamilliner@hospitalinnovations.co.uk
www.hospitalinnovations.co.uk



Hospital Innovations was born in 2008. We supply a range of specialist products for use in orthopaedic, surgical and corrective procedures. We are licensed by the Human Tissue Authority (HTA) to store and distribute allograft bone and tissue and do so with the support of our valued international partners. We aim to responsibly deliver outstanding customer support within our service levels and product range. Safety, effectiveness and consistency of quality are our care values.

Ideal Med Ltd

0151 329 0427
sales@idealmed.co.uk
www.idealmed.co.uk



We would like to welcome all delegates to our stand to view the three unique products that we will feature throughout the exhibition. ConforMIS Knees: which are the latest addition to our portfolio. This provides both patient and surgeon with an individually designed implant and dedicated disposable cutting blocks. The Precice Lengthening Nail from Nuvasive Specialised Orthopaedics. Finally the IFIX hexapod, developed in Italy with leading limb reconstruction surgeons.

Notes

120 Incrediwear and Sirowa Group

0776 8589478
mark.croft@sirowa.com
www.incrediwear.com



Since 2009, Incrediwear's mission has been to revolutionise the Health and Fitness Industry with products that increase circulation to reduce inflammation, relieve pain, and accelerate recovery. Incrediwear can accelerate recovery time up to 46%. Through medical trials/product testing, we continue to show that our products are scientifically proven to increase circulation, relieve pain and accelerate recovery for symptoms affiliated with various injuries and conditions such as; arthritis, impact injuries, sprains/strains, muscle fatigue, acute/chronic injuries, and over-exercise injuries.

Intrapharm Laboratories Ltd

25

01628 771800
marisam@intrapharmlabs.com
www.intrapharmlabs.com



Intrapharm Laboratories is committed to providing to the NHS well known established products with proven efficacy at the most affordable prices. Triamcinolone Hexacetonide 20mg/ml (formerly known as Lederspan) is a steroid injection for intra-articular use. It is the least soluble of all the steroid injections therefore the longest acting. As fewer injections are needed this consequently gives it a good safety profile because it remains in the joint. It is the only licenced product for Juvenile Idiopathic Arthritis. Available on the NHS Hospital Contract, TH has demonstrated not only vast cost savings through the less frequent requirements for injections but also up to 2 to 5 months more pain relief for patients than other steroid injections.

Exhibitors

John Charnley Trust

01772 299888
mail@mcmillanaccountants.com
www.johncharnleytrust.org



Since Sir John Charnley's death in 1982, the Trust set up in his name continues to fund research, education and training in orthopaedics and administers grants and fellowships to committed orthopaedic surgeons to enable them to undertake research projects in the field of human joint replacement. It has made charitable grants of over £1.7 million to fund fellowships, lectures, seminars and conferences to further the technique of low friction arthroplasty.

JRI Orthopaedics Ltd

0114 257 3254
jri@jri-ltd.co.uk
www.jri-ltd.com



At the Congress this year we launch our 20 year warranty on primary hip replacements. Including our Furlong H-A.C femoral stem, a stem with a significantly lower revision rate compared to all other cementless brands in the N.J.R. The Furlong Evolution, the number one choice for patients under 60 (N.J.R data) and the CSF Plus cup again, with an overall lower cumulative revision rate than other cementless cups (N.J.R). Visit us and find out more.

Notes

7 LimaCorporate

74

0844 332 0661
info@lima-uk.co.uk
www.limacorporate.com



LimaCorporate is committed to the development of innovative products to enable surgeons to select ideal solutions for every individual patient. LimaCorporate's product range includes large joint primary and revision implants, extremities and fixation solutions and a dedicated patient-specific prosthesis division called ProMade. Throughout 2017 we celebrate 10 years clinical use of Trabecular Titanium, the original advanced cellular solid structure produced by additive manufacturing technology designed to resemble natural bone.

Lockton LLP

47

71

07873 141963
john.buckley@uk.lockton.com
www.lockton.com/healthcare



Lockton has a wealth of experience in the private healthcare sector where we deliver bespoke, flexible and sophisticated solutions. Our Medical Indemnity cover comes with a wide range of benefits that are defined specifically for you and your practice's needs. Most importantly our cover is contractual, not discretionary, meaning that you are guaranteed to be covered in the event of any claim made and supported through a legally enforceable contract.

Exhibitors

Mathys Orthopaedics Ltd

08450 580938
info.uk@mathysmedical.com
www.mathysmedical.com



WHY BONE PRESERVATION? Solutions such as bone-preserving design, reduction of abrasion by novel technologies and reconstruction of the patient's individual anatomy are addressed with the Bonepreservation System. The Optimys was developed to enable the individual reconstruction of the patient's anatomy. The RM Pressfit Cup provides preservation thanks to elasticity. The quality of medical ceramics today is why the optimum solution Mathys recommends is hard-soft coupling, i.e. Ceramys head and RM Pressfit vitamys.

MatOrtho Ltd

01372 224 200
marketing@matortho.com
www.matortho.com



MatOrtho® is a global trendsetter in the field of orthopaedic implant devices, focused on improving the quality of life of all our patients. The passion, knowledge and innovation which drives MatOrtho® is delivered and applied in a dynamic and ethical way. Our heritage is a true reflection of our commitment and responsibility as suppliers to medical professionals. Through continued excellent clinical results, investment in new technologies and product development, we aim to further demonstrate that commitment.

Notes

113 Medacta

01455 613026
customerservice@medacta.co.uk
www.medacta.com



Medacta International is a Swiss company developing, manufacturing and distributing orthopaedic and neurosurgical medical devices worldwide. Medacta was founded in 1999 with a vision of redefining better through innovation for people needing joint replacement and spine surgery. Through medical education, our innovation leads to better results both for patients and healthcare system in terms of efficiency and economic savings.

76 Medartis Ltd 61

01924 476699
mai.widdowson@medartis.com
www.medartis.com



Medartis develops, manufactures and sells titanium screws, plates, surgical instruments and system solutions for fracture fixation. These implants allow for patient rehabilitation after surgical reconstruction of fractures, malunions and deformities or skeletal diseases and their adjacent soft tissues. Medartis is represented worldwide through its subsidiaries and a broad distributor network. Our motto is "Precision in Fixation". The goal of Medartis is to continually improve early functional rehabilitation through its high-quality products and exclusively developed technologies.

Exhibitors

mediCAD Hectec GmbH

00 49 871 330 203 0
info@mediCAD.eu
www.mediCAD.eu



mediCAD Hectec is one of the leading companies to provide a software program that allows fully digitalized pre-operative planning of joint replacements. With automatic calculations and special algorithms, doctors can save up to 85% of the time in comparison to conventional planning. With mediCAD®, the company is setting an innovative milestone in the history of orthopedic surgery. Automatic archiving, complete traceability and follow-ups, mediCAD® provides the best possible framework for monitoring and documenting a surgery.

Medical Billing & Collection (MBC)

01494 763999
info@medbc.co.uk
www.medbc.co.uk



Medical Billing & Collection are celebrating 25 years of providing both expertise and assistance to private consultants, groups, clinics and hospitals for their medical billing needs. This has enabled us to grow, predominantly through referral, to over 1000 practitioners to become the UK's number one medical billing and collection company. MBC client's benefit from: Bad debts of less than 0.5%; Increases in income of up to 25%; Their own dedicated Personal Account Manager.

Notes

131 Medical Defence Union (MDU)

0800 716 376
membership@themdu.com
www.themdu.com



The MDU is the UK's leading medical defence organisation. As a not-for-profit organisation, we offer members expert guidance, personal support and robust defence in addressing medico-legal issues, complaints and claims. Our team is led and staffed by doctors with experience of the pressures and challenges faced in practice. We have an unparalleled track-record of helping members overcome the challenges, which could threaten their livelihood. Please visit us at stand 19. We would be delighted to meet you.

127 Medical Protection 151

0113 219 6475
laura.tyas@medicalprotection.org
www.medicalprotection.org



Medical Protection is the world's leading protection organisation for doctors, dentists and healthcare professionals. Membership provides access to expert advice and support together with the right to request indemnity for complaints or claims arising from professional practice. Our in-house experts assist with the wide range of legal and ethical problems that arise from professional practice. This can include clinical negligence claims, complaints, medical council inquiries, legal and ethical dilemmas, disciplinary procedures, inquests and fatal accident inquiries.

Exhibitors

Medserv

0203 384 1952
doctors@medserv.co.uk
www.Medserv.co.uk



At Medserv we make private practice billing easier for hundreds of consultants across the UK. We can help you be more organised, improve your cash flow and catch up on outstanding claims. * No contract * No start up costs * Competitive, tax deductible fees, based solely on income collected * 24/7 online access to your financial information.

Medtech Search Associates

0161 961 0111
aled@medtechsearch.co.uk
www.medtechsearch.co.uk



Medtech Search Associates are an owner managed recruitment consultancy, specialising in the medical devices sector. At Medtech Search Associates we understand that we are only as good as the people and companies that we represent, that's why we only deal with a select number of clients and candidates. This allows our Consultants to develop an unrivalled knowledge and understanding of what they are promoting.

99 National Hip Fracture Database (NHFD)

41

020 3075 1738
christopher.boulton@rcplondon.ac.uk
www.rcplondon.ac.uk



The National Hip Fracture Database (NHFD) is a clinically led national clinical audit. It aims to improve the quality of care for hip fracture patients through measurement and feedback of patient data. Feedback is provided to audiences using traditional reports and modern technology. Since its inception in 2007 NHFD has catalysed major innovations in collaborative working between orthopaedic surgeons and geriatricians, which have resulted in major improvements in the outcome for patients with hip fractures.

101 National Institute Health Research Clinical Research Network (NIHR CRN)

119

0151 282 4536
sion.glyn-jones@ndorms.ox.ac.uk
www.nihr.ac.uk



As the research arm of the NHS, the NIHR partners with industry to drive and support the healthcare innovation and technology that will benefit patients now and in the future. Together, the NIHR people, programmes, centres of excellence and systems represent the most integrated health research system in the world.

Exhibitors

National Joint Registry (NJR)

143 Neoligaments

115

0845 345 9991
enquiries@njrcentre.org.uk
www.njrcentre.org.uk



The NJR monitors the performance of hip, knee, ankle, elbow and shoulder joint replacements to improve clinical outcomes for the benefit of patients, clinicians and industry. The registry collects high quality data in order to provide robust evidence to support decision-making in regard to patient safety, standards in quality of care and cost effectiveness. Now with over two million records, it also supports and enables research to maximise the value of the information it holds.

0113 238 7200
sales@neoligaments.com
www.neoligaments.com



Neoligaments (a division of Xiros) designs, develops, manufactures and markets innovative sterile medical devices for the sports medicine and orthopaedic markets. Our extensive portfolio includes a range of different sized Poly-Tapes and a number of speciality devices indicated for tissue approximation, including use in reconstructing damaged or torn ligaments/tendons in the shoulder, knee and ankle joints. Our newest product, the Infinity-Lock™ Button System, is specifically designed and indicated for AcromioClavicular Joint repair.

National Ligament Registry (NLR)

1

0333 014 6363
tammy.ward@uknlr.com
www.uknlr.co.uk



The National Ligament Registry (NLR) was initiated with the agreement of BASK, BOSTAA and the BOA and has been developed by a core group of surgeons, with the aim of producing a registry where the data was managed by the surgeons who input it. The Registry aims to improve best practice in knee Ligament Reconstruction. Around 8000 patients are currently included, data collection is getting easier and new functionality will be presented at the BOA.

NHS Blood and Transplant, Tissue and Eye Services

82

0845 607 6820
tscustserv@nhsbt.nhs.uk
www.nhsbt.nhs.uk/tissueservices



The Tissue Bank in Liverpool is the largest retrieval and storage facility for human tissue in the UK. As part of the NHS we operate as a not-for-profit organisation with patient safety at our core. We are responsible for the entire supply chain, we co-ordinate, recover, process, and bank tissue. Our unique service offers a wide range of tissue for grafting or transplantation in various specialities, we also provide a bespoke service.

Notes

Notes

Exhibitors

Non Arthroplasty Hip Register (NAHR)

vk279@cam.ac.uk
www.britishhipsociety.com/main?page=NAHR



To improve further the quality of hip surgery in the United Kingdom, the British Hip Society has set up the Non Arthroplasty Hip Register (NAHR) to monitor the outcome for patients of all other types of operations on the hip. Cases from both the NHS and the independent health care sectors are included in this register, the success of which depends on gathering information on as many people having these operations as possible.

ODEP and Beyond Compliance

07736 280783
annette.jackson@supplychain.nhs.uk
www.beyondcompliance.org.uk
www.odep.org.uk



Beyond Compliance - ensuring patient safety, supporting innovation through the early assessment and monitoring of new hip and knee prostheses. ODEP - a global benchmark against which manufacturers measure the performance of their total joint replacements, allowing patients, hospitals and surgeons assurance that the implants used are supported by robust, evaluated or peer reviewed data, enhancing prostheses safety.

1 Onbone

0191 731 5260
info@onbone.com
www.onbone.com



Onbone is an innovative company working in the field of medical technology and are the creators of a revolutionary product called Woodcast. Woodcast is a non-toxic material made from wood and biodegradable plastic which can be used for splinting and casting in the fields of orthopaedics, traumatology and occupational therapy. Woodcast is a clean and easy to use material and, when gently heated, can be moulded and re-moulded without the use of water or gloves.

116 Orasoptic

00 1 608 828 5290
allison.rocca@orasoptic.com
www.orasoptic.com



Recognised as a pioneer in medical vision for over 30 years, Orasoptic™ designs award-winning dental loupes and headlights that focus on magnification, illumination and ergonomics. Engineered with performance and comfort in mind, Orasoptic loupes employ rich details such as adjustable nose pads, flexible temple hinges, anti-reflective lens coatings and working distances refined in half-inch increments. Additionally, steep declination angles allow for improved posture and helps reduce strain. Experience the difference at Orasoptic.com.

49

40

Exhibitors

Orthoconnections

0203 011 5574
info@orthoconnections.com
www.orthoconnections.com



Orthoconnections is the easiest way for orthopaedic manufacturers and distributors to connect. A global business networking platform, we help identify routes to market for manufacturers through our ever-growing network of distributors and agents. With members in over 70 countries, we have access to over 1,500 qualified orthopaedic and spine distributors. Join today to receive our weekly emails, access our online database of companies, and begin expanding your global network and sales channels.

Orthopaedic Trauma Society (OTS)

01476 860759
info@orthopaedictrauma.org.uk
www.orthopaedictrauma.org.uk



The Orthopaedic Trauma Society is an inclusive body representing the interests of all those treating orthopaedic trauma our aim is to play a key role in maintaining and advancing the standards of orthopaedic trauma in the british isles.

129

OrthoXel

00 353 21 2429 500
info@orthoxel.net
www.orthoxel.net



OrthoXel is a trauma-focused company based in Ireland with a portfolio of novel intramedullary nails for the treatment of tibial and femoral fractures. Our CE-marked Apex Tibial Nailing system offers a suite of innovative locking options including micromotion stimulation and best-in-class torsional stability. OrthoXel's forthcoming Apex Femoral Nail will provide a unified platform for antegrade or retrograde insertion with an unprecedented range of locking options and intuitive instrumentation.

OTSI

0845 094 3915
info@otsis.co.uk
www.otsis.co.uk



The Orthopaedic and Trauma Specialists Indemnity Scheme (OTSI) is a specialty specific professional indemnity scheme. Membership is exclusively for orthopaedic surgeons. OTSI provides comprehensive cover for clinical negligence claims in your independent sector practice, GMC complaints, NHS disciplinary procedures and other legal problems arising from professional practice, combined with 24-hour expert medico-legal advice and assistance from experienced doctors. OTSI membership meets the requirements of all independent hospitals.

135

95

Notes

Notes

Exhibitors

Pentland Medical Ltd

0131 467 5764
mail@pentlandmedical.co.uk
www.pentlandmedical.co.uk



Pentland Medical Ltd. is a UK-based medical supplies company, offering 30 years of experience in the medical industry. We supply a range of Operating Theatre products that provide enhanced healthcare benefits and continually strive to improve healthcare. Visit us on stand 4 to see the Limb Sheath, which allows any limb to be prepared for surgery prior to Anaesthetic induction, therefore reducing staff injury and patient infection risks whilst saving on theatre time and money.

PHYSIOLAB®

01908 263331
info@physiolab.com
www.physiolab.com



PHYSIOLAB® has launched a portable unit, adding the S1 to its award-winning portfolio of human performance products. The S1 delivers clinically effective compression alongside cryotherapy. Like the C1 (Elite) unit, the S1 provides an intuitive clinical toolkit to support physiotherapists and clinicians. This includes maximising body performance, improving injury rates, accelerating soft tissue repair following injury or trauma and reducing pain. PHYSIOLAB® delivers a precise, clinically effective treatment which genuinely maximises the body's ability to recover.

Notes

4 PPM Software Ltd

57

01992 655940 Option 2 or 07860 525831
tomhunt@ppmsoftware.com
www.ppmsoftware.com



PPM Software and Trust Health have formed an association to provide the complete solution to manage both your private practice and cash flow via the PPM 'cloud' based hosting service. PPM will handle all the time-consuming administration tasks whilst Trust Health will look after invoicing and credit control to ensure you get paid as quickly as possible and your debts reduced to less than 0.5%. To get the best of both worlds please visit stand 57.

107 Premium Medical Protection

17

0345 163 0053
www.premiummedicalprotection.com



Premium Medical Protection provides bespoke Medical Professional Indemnity Insurance which has comprehensive cover up to £10m limit of liability. Benefits include consent to settle and indefinite run off into retirement, (subject to underwriting). Call 0345 163 0053 or visit our website www.premiummedicalprotection.com. Premium Medical Protection - Cover that works for you...

Exhibitors

Quads AR

07771 996334
bluespotkneeclinic@me.com
www.QuadsAR.com



Quads AR is an augmented reality exercise app available for android and iPhones. 70% of patients do not comply with their exercise plan. Quads AR is designed to make leg exercises fun. The app tracks the subject's foot on the screen of the mobile phone. The subject plays the game by moving his/her foot to interact with objects superimposed on the background. Points are scored, rewards are gained and compliance is measured.

Ramsay Health Care UK

020 7847 2877
marketing@ramsayhealth.co.uk
www.ramsayhealth.co.uk



Ramsay Health Care was established in Australia in 1964 and has grown to become a global hospital group operating over 220 hospitals and day surgery facilities across six countries. In the UK, Ramsay is one of the leading independent hospital providers, with a network of over 30 facilities providing a comprehensive range of clinical specialties to private, self-insured as well as patients referred by the NHS. Ramsay also provides neurological services through its three neuro-rehabilitation units.

Notes

157 Royal College of Physicians and Surgeons of Glasgow (RCPSG)

125

0141 221 6072
membership@rcpsg.ac.uk
www.rcpsg.ac.uk



The Royal College of Physicians and Surgeons of Glasgow is a world leader in postgraduate education, training and assessment. In partnership with the Royal Colleges of Surgeons of Great Britain and Ireland we are jointly responsible for setting standards of surgical training and assessments and protecting professional integrity.

Royal College of Surgeons of Edinburgh (RCSEd) 35

0131 668 9206
s.jackson@rcsed.ac.uk
www.rcsed.ac.uk



The Royal College of Surgeons of Edinburgh (RCSEd) is the professional home for surgery and dentistry. It has been leading and supporting the profession since 1505, and is one of the world's oldest surgical organisations, dedicated to excellence and advancement in practice, through education, training and examinations. Today, RCSEd is an international network, with memberships approaching 25,000 worldwide.

Exhibitors

Royal College of Surgeons of England (RCS)

39

Sectra

21

020 78696097
rcsevents@rcseng.ac.uk
www.rcseng.ac.uk

01279 213 660
info.ortho@sectra.com
www.sectra.com



With more than 20 years of innovation and 1,700 installations worldwide, Sectra is a world-leading provider of IT systems and services for orthopaedics, radiology and other image-intensive departments. Sectra offers a complete set of highly efficient preoperative planning tools both for 2D and 3D images. The latter are especially valuable for planning complex trauma cases. Sectra's solution enables orthopaedic surgeons to increase precision in planning and advance preparation for various scenarios, thereby avoiding stress, saving time and minimizing risk during surgery.



The Royal College of Surgeons (RCS) supports over 25,000 members in the UK and internationally and across all career stages and specialties. Our members are at the heart of what we do; we aim to enable and inspire you to drive the profession forward and work with you to advance surgical care.

Sawbones Europe AB

89

SI-BONE UK LTD

63

00 46 40 650 7000
info@sawbones.se
www.sawbones.com

01423 860025
info@si-bone.com
www.si-bone.com



SI-BONE is a leading sacroiliac joint medical device company dedicated to the development of tools and products for patients with low back issues related to SI joint disorders. Clinical studies have demonstrated that treatment with the iFuse Implant System(r) improved pain, patient function, and quality of life at 12 months post-implantation.



SAWBONES inspires confidence through practice by creating the world's best medical procedure simulation models. For over 40 years, we've collaborated with our customers to invent, design and manufacture bone and soft-tissue models that help doctors learn and improve their skills and help medical device makers showcase the unique advantages of their products. From Orthopaedics to Veterinary, from Biomechanical testing devices to Digital Anatomy models, SAWBONES has lead the industry since its inception.

Notes

Exhibitors

Siemens Healthineers

93

Stryker UK Ltd

79

01276 696000
surgery.gb@siemens.com
www.siemens.co.uk/healthineers

01635262400
www.stryker.co.uk



Siemens Healthineers enables healthcare providers around the world to meet their current challenges and to excel in their respective environments. A leader in medical technology, we are constantly innovating our portfolio of products and services in both our core areas in imaging for diagnostic and therapeutic purposes as well as in laboratory diagnostics and molecular medicine. We are also continuously developing our digital health services and hospital management offerings, working closely with operators to develop common fields of business and to help them to not only minimise their risks, but also to exploit new opportunities.



Through CT-based 3D modelling of bone anatomy, surgeons can use the Mako Robotic Arm System to create a personalised surgical plan and identify the implant size, orientation and alignment based on each patient's unique anatomy. Mako enables surgeons to virtually modify the surgical plan intra-operatively and assist in executing bone resections. Mako is robotic arm technology that can be used across the joint replacement spectrum to perform total knee, partial knee and total hip replacements. Stryker is one of the world's leading medical technology companies and, together with our customers, we are driven to make healthcare better.

Smith & Nephew

45

Symbios UK Ltd

67

01923 477100
customer.services.uki@smith-nephew.com
www.smith-nephew.com

01392 272786
enquiries@symbiosorthopaedics.co.uk
www.symbiosorthopaedics.co.uk



Smith & Nephew is a world leader in joint replacement systems, trauma solutions, sports medicine and wound care. Whether through extending the life and functionality of implants, improving operating room efficiency, promoting faster healing or improving other clinical outcomes, our innovations differentiate us and provide solutions to active patients seeking to regain their quality of life while enhancing economic value for all of our customers.



3D Planning software supports SYMBIOS® Implant Strategy. Symbios UK announce the continued development of its 3D HipPlan® planning software. Validation of the process (JBJS 91- B, No. 3, March 2009) reported limb length reconstruction and offset to within 0.3mm and 0.8mm respectively. The 15 year results for our CUSTOM implant option (CORR, 2009) reported 93% survivorship in 233 complex/ dysplastic hips, all patients less than 50 years old. This technology has now been transposed to offer the clinician Patient Specific Cut Guides and Single Use Instrumentation – KneePLAN SET- to optimised 3D reconstruction of the knee using the most sophisticated methods within the most competitive economic model available to the European marketplace.

Notes

Exhibitors

Trust Health Ltd

01403 241484
info@trusthealth.co.uk
www.trusthealth.co.uk

trusthealth

Trust Health Ltd and PPM Software have collaborated to form a unique partnership and one-stop-shop for your invoicing and collection services. Come and find out how we can increase your income and streamline your practice. We also provide a bureaux of practice management services including establishing LLPs, commissioning and business support services within the NHS and private sector. We have been established for eleven years and are the largest provider of business services for consultants in the UK.

United Kingdom Knee Osteotomy Registry (UKKOR)

0333 014 6363
harry@ukkor.co.uk
www.ukkor.co.uk



Established in 2014, the United Kingdom Knee Osteotomy Registry (UKKOR) is dedicated to recording patient outcomes from osteotomies around the knee. UKKOR aims to improve our understanding of knee osteotomy performance and longevity. It is designed to benefit both surgeons and patients through the collection of demographic, radiographic, surgical and PROMs to accurately quantify the success of knee osteotomy and drive research to modify surgical technique and continuously improve patient outcomes.

57 VirtaMed

00 41 44 500 96 90
sales@virtamed.com
www.virtamed.com



VirtaMed is a Swiss company with an interdisciplinary background in medicine and engineering. Our high-fidelity virtual reality simulators provide instructional teaching and training of different minimally invasive diagnostic and therapeutic interventions in orthopedics, urology, and women's health. VirtaMed also creates customized simulators for medical associations and industry.

Wardray Premise

1

0208 398 9911
sales@wardray-premise.com
www.wardray-premise.com



Wardray Premise is a long-established company specialising in manufacture of all types of Radiation Shielding for medical applications. X-Ray protective products include, Screens, Doors, Lead Glass Windows and Workstations. Imaging accessories include Lead Aprons, protective eyewear, X-Ray patient trolleys, Scoliosis, Proctology chairs and X-Ray Steps for use with DR/CR Panels for taking weight bearing X-Rays. In addition, we supply orthopaedic positioning and scaling calibration devices for hip and bone axis.

85

Exhibitors

Westlake Plastics Europe

0033320683035
info@wp-europe.com
www.wp-europe.com



Westlake Plastics has two branches dedicated to high performance polymers. Westlake Plastics USA produces autoclavable medical grade thermoplastics as rods and compressed sheets: PPSU-PROPYLUX-PEI-PC. Westlake Plastics Europe distributes stock-shape polymers and machines plastic parts for the medical industry: Turning/Milling/ Multi-tasking of implants (UHMWPE hip - knee -ankles- shoulders) and trials/instrumentation (handles, sleeves, spacers, impactors, knobs etc.)

Wisepress Medical Bookshop

020 8715 1812
marketing@wisepress.com
www.wisepress.com



Wisepress.com, Europe's leading conference bookseller, attend around 200 conferences every year. We have an extensive range of books and journals relevant to the themes of this conference available at our booth. We also have a comprehensive range of STM titles available on our online bookshop. Follow us on Twitter@WisepressBooks.

23 World Orthopaedic Concern (WOC)

020 7405 6507
deepa.bose@uhb.nhs.uk
www.wocuk.org



World Orthopaedic Concern UK is a charitable society affiliated with the British Orthopaedic Association, and linked to World Orthopaedic Concern International. Our aims are to facilitate orthopaedic training in low/middle income countries (LMICs). We achieve this by: Training local surgeons in LMICs during regular visits to their hospitals; Providing examiners for orthopaedic examinations; Running short focused courses on specific topics; Facilitating long and short term visits by UK surgeons; Facilitating UK trainee fellowships to LMICs.

138 Wright Medical

07889 537173
carly.reed@wright.com
www.wright.com



Wright Medical is a global medical device company focused on Extremities and Biologics. We deliver innovative, value-added solutions improving quality of life for patients worldwide. We are a recognized leader of surgical solutions for the upper extremities (shoulder, elbow, wrist and hand), lower extremities (foot and ankle) and biologics markets, three of the fastest growing segments in orthopaedics.

139

81

Notes

Notes

Exhibitors

Zimmer Biomet UK Ltd

121

01793 584500
uk.custcare@zimmerbiomet.com
www.zimmerbiomet.com



Zimmer Biomet innovations help treat disorders of, or injuries to, the bones, joints and supporting soft tissues. Together with healthcare professionals, we help millions of people live better lives. It's our promise to look beyond what's possible now and discover what's possible next and to help healthcare professionals and their patients progress to the next level. Every day, we focus on improving musculoskeletal healthcare. It's all that we do. It's all we have ever done.

Notes



PALACOS® R+G

**Thank you for
45 years
of trust in
arthroplasty!**

Please collect your
free Abstracts USB stick
at Heraeus booth no. 80



PRODUCTS & SOLUTIONS FROM HERAEUS YOU CAN TRUST

www.heraeus-medical.com

Podium Presentations - Tuesday 19th September 2017

08:55 – 09:55
Sports Trauma and Arthroscopy
with free papers
Meeting Room 3A

485 **09:00**
Effects of anterior cruciate reconstruction surgery and non-concurrent strength and endurance rehabilitation on objective functional, musculoskeletal and neuromuscular performance: A prospective, random-allocation controlled study

A.K. Bailey¹, S.N.J. Roberts², P.D. Gallacher², A.J. Barnett², N.P. Gleeson³

¹RIAH Orthopaedic NHS Foundation Trust, Physiotherapy, Oswestry, United Kingdom, ²RIAH Orthopaedic NHS Foundation Trust, Orthopaedic and Sports Injury Surgery, Oswestry, United Kingdom, ³Queen Margaret University, School of Health Sciences, Edinburgh, United Kingdom

903 **09:05**
The changing face of serious bicycle injuries from a UK Regional Trauma Centre; 2000 - 2016

R. Lloyd, A. Tucker, P. Archbold, N. Eames

Royal Victoria Hospital, Trauma and Orthopaedic Surgery, Belfast, United Kingdom

Notes

631 **09:10**
How do Hip Kinetic and Kinematic Changes Compare to those at the Knee during Soccer Match Play Cutting and What is their influence on the ACL?

R. Kaila¹, G. Irwin²

¹Royal National Orthopaedic Hospital, London, United Kingdom, ²Cardiff Metropolitan University, Head of Sports Biomechanics, Cardiff, United Kingdom

859 **09:15**
Shoulder Instability In Elite Academy Rugby Players - The Significance of Shoulder Laxity

P. Macdonald¹, Z. Zivardeen²

¹Cardiff Metropolitan University, Cardiff, United Kingdom, ²Homerton University Hospital, London, United Kingdom

414 **09:20**
Incidence of syndesmotomal-reduction detected by postoperative CT scan

T. El Said¹, B. El Yafawi²

¹Rashid Hospital- Dubai Health Authority, Orthopaedic and Trauma Surgery, Dubai, United Arab Emirates, ²Rashid Hospital- Dubai Health Authority, Orthopaedic and Trauma, Dubai, United Arab Emirates

08:55 – 09:55
General Orthopaedic free papers
Meeting Room 3B

801 **09:00**
Does Structural Integrity Following Rotator Cuff Repair affect Functional Outcome and Pain Scores: A Meta-Analysis

A. Haque, H. Singh

University Hospitals of Leicester, Leicester, United Kingdom

844 **09:05**
Short-term outcomes of endoprosthetic replacement for massive proximal humeral bone loss

M. Galhoum¹, S. Frostick², A. Wood²

¹University of Liverpool, Orthopedic, Liverpool, United Kingdom, ²Institute of Translational Medicine, University of Liverpool, Musculoskeletal Science Research Group, Department of Molecular and Clinical Cancer Medicine, Liverpool, United Kingdom

Podium Presentations - Tuesday 19th September 2017

931 **09:10**
Modified LARS Ligament Technique for Horizontal Stability in Acromioclavicular Separation

G. Prasad, S. Robinson, S. Macinnes, A. Sinha

Chesterfield Royal Hospital, Trauma and Orthopaedic Surgery, Chesterfield, United Kingdom

DISCUSSION **09:15**

304 **09:21**
Surgical Management of Thoracolumbar Kyphosis in Patients with Mucopolysaccharidosis: Results of a Systematic Review

D. Eastwood^{1,2}, P. Cundy^{3,4}, N. Williams^{3,4}

¹Great Ormond Street Hospital, Orthopaedic Surgery, London, United Kingdom, ²Royal National Orthopaedic Hospital, Orthopaedic Surgery, Stanmore, United Kingdom, ³Women's and Children's Hospital, Orthopaedic Surgery, North Adelaide, Australia, ⁴University of Adelaide, Centre for Orthopaedic and Trauma Research, Adelaide, Australia

513 **09:26**
An audit of corticosteroid prescribing in surgically managed metastatic spinal cord compression

D.J. Sudbury, M.J. Anderton

Salford Royal NHS Foundation Trust, Spinal Surgery, Salford, United Kingdom

870 **09:31**
Nerve Transfer surgery as a salvage option for severe recalcitrant motor radiculopathy

T. Chaudhry, S. Tan, D. Power

Queen Elizabeth Hospital Birmingham, Birmingham, United Kingdom

DISCUSSION **09:36**

427 **09:42**
Role of Routine Blood Tests in Predicting Clinical Outcomes in Osteosarcoma Patients

P. Jettoo, C. Gerrand, K. Rankin

Freeman Hospital, Musculoskeletal and Tumour Department, Newcastle, United Kingdom

674 **09:47**
Does the modified Glasgow Prognostic Score aid in the management of patients undergoing surgery for a soft tissue sarcoma?

S. Spence, O. Alanie, J. Ong, S. Gupta, A. Mahendra

Glasgow Royal Infirmary, Trauma and Orthopaedics, Glasgow, United Kingdom

Notes

Podium Presentations - Tuesday 19th September 2017

14:15 – 15:55
Trauma free papers
Meeting Room 3A

730 14:20
Functional Outcome and Gait after Lisfranc fracture dislocations treated with Percutaneous Reduction and internal fixation
S. Agarwal, E. Iliopoulos, A. Khaleel
Ashford and St Peter's Hospital, Trauma and Orthopaedics, Chertsey, United Kingdom

42 14:25
Do trauma courses change practice? A qualitative review of courses in East, Central and Southern Africa
R. Ologunde, G. Le, J. Turner, H. Pandit, N. Peter, D. Maurer, S. Hodgson, J. Larvin, C. Lavy
University of Oxford, Nuffield Department of Orthopaedics Rheumatology and Musculoskeletal Science, Oxford, United Kingdom

138 14:30
Intramedullary fibular fixation is a versatile tool in the operative management of fractures of the distal tibia and fibula
M. Smith, Z. Hakim, A. Singh
Royal Liverpool and Broadgreen University Hospital, Trauma and Orthopaedic Surgery, Liverpool, United Kingdom

DISCUSSION 14:35
160 14:41
The clinical and cost effectiveness of a virtual fracture clinic service: an interrupted time series analysis and before-and-after comparison
A. McKirdy¹, A. Imbuldeniya^{1,2}
¹West Middlesex University Hospital, Chelsea and Westminster NHS Foundation Trust, Department of Trauma and Orthopaedics, London, United Kingdom, ²Imperial College, London, United Kingdom

351 14:46
Management of undisplaced intracapsular fractures in a regional trauma centre
J.R.M. Craig, S. McDonald, R.J. Barr
Royal Victoria Hospital, Trauma and Orthopaedic Department, Belfast, United Kingdom

357 14:51
From CT Scan of a Bone to 3D Printed Model, Using Open Source Software and A Desktop Printer. Lessons Learned and Benefits Gained
B. Goldie
Nil, Southgate, United Kingdom

DISCUSSION 14:56
570 15:02
Standardised Virtual fracture clinic management of radiographically stable weber B ankle fractures is safe, cost effective and reproducible
S.F. Bellringer, K. Brogan, L. Cassidy, J. Gibbs
Brighton and Sussex University Hospitals Trust, Trauma and Orthopaedics, Brighton, United Kingdom

Notes

Podium Presentations - Tuesday 19th September 2017

580 15:07
The AIM Trial extended follow-up: Three year outcomes from an equivalence randomized clinical trial comparing close contact casting with internal fixation surgery for unstable malleolar fractures in patients over 60 years
K. Willett¹, D. Keene², R. Handley³, T. Chesser⁴, I. Pallister⁵, D. Mistry⁶, S. Lamb²
¹University of Oxford, NDORMS, Oxford, United Kingdom, ²University of Oxford, Oxford, United Kingdom, ³Oxford University Hospitals NHS Trust, Oxford, United Kingdom, ⁴North Bristol NHS Trust, Bristol, United Kingdom, ⁵Swansea University, Swansea, United Kingdom, ⁶University of Warwick, Warwick, United Kingdom

611 15:12
Patella fractures: Salvage knee replacement is rarely required
E.K. Davidson, A.D. Duckworth, J.F. Keating, T.O. White
NHS Lothian, Orthopaedics, Edinburgh, United Kingdom

DISCUSSION 15:17
613 15:23
Outcome of surgical fixation of complex rib fractures in a UK major Trauma Centre
H.J. Iqbal, S. Shah, L. Jayatilaka, S. Scott, S. Scott, D. Melling
University Hospital Aintree, Trauma and Orthopaedics, Liverpool, United Kingdom
757 15:28
Subcuticular sutures reduce the risk of wound complication after hip fracture surgery - a prospective randomised trial
R. Bawale¹, B. Singh², S. Sinha², J. Tyler², G. Gurung², R. Saini², A. Gulihar²
¹Medway Maritime Hospital, Trauma and Orthopaedics, Gillingham, United Kingdom, ²Medway Maritime Hospital, Orthopaedics, Gillingham, United Kingdom

971 15:33
Impact of a virtual fracture clinic model at a major trauma centre
A. Marsh, E. Laurent, C. Manville, G. Mills, P. Bates
Royal London Hospital, London, United Kingdom
DISCUSSION 15:38

14:15 – 15:55
Quality Improvement free papers
Meeting Room 4

81 14:20
The Effect of a Dedicated Hip Fracture Unit on the Outcome of Proximal Femoral Fractures
T. Walton¹, S. Bellringer², B. Rogers²
¹Brighton and Sussex Medical School, Brighton, United Kingdom, ²Brighton and Sussex University Hospitals Trust, Trauma and Orthopaedics, Brighton, United Kingdom

318 14:25
A novel use of QR code stickers after orthopaedic cast application
A. Gough, G. Fieraru, R. Kincaid, M. Butler, R. Middleton
Royal Cornwall Hospital, Trauma and Orthopaedics, Truro, United Kingdom

494 14:30
Online Spinal Referral Pathway in a regional referral centre
M. Arneill, I. Jidaal, S. Thomson, R. Dhokia, D. Gibson, N. Eames
Royal Victoria Hospital, Trauma and Orthopaedics, Belfast, United Kingdom

Notes

Podium Presentations - Tuesday 19th September 2017

DISCUSSION	14:35	105	14:51	249	15:12
696	14:41	Manipulations in trauma theatre: A wasted resource?		Developing a new NHS hybrid basic admin/ clinical un-Registered Band 3 role of ‘Doctors’ Assistant’ and evaluation of the role’s impact on the workload of doctors in training	
The first review of NHS Litigation Authority risk summaries for claims against orthopaedic surgery to improve patient care - A collaboration between Getting It Right First Time (GIRFT), NHS Improvement and the NHS Litigation Authority		J. Nicholson, L. Yapp, E. Dunstan Victoria Hospital, Department of Orthopaedics, Fife, United Kingdom		S. McNally ¹ , C. Lee ¹ , A. Hunt ² , J. Huber ³ , M. Mazza ⁴ ¹ East Sussex NHS Trust, Department of Orthopaedics, Eastbourne, United Kingdom, ² East Sussex NHS Trust, Eastbourne, United Kingdom, ³ Brighton University, Centre for Health Research, Brighton, United Kingdom, ⁴ Kings College London, London, United Kingdom	
		DISCUSSION	14:56		
		148	15:02		
		Adopting and sustaining a Virtual Fracture Clinic model: A Quality Improvement approach			
J.T. Machin ^{1,2,3} , J. Hardman ⁴ , W.D. Harrison ⁵ , D.I.S. Sweetnam ⁶ , T.W.R. Briggs ^{1,2} ¹ The Royal National Orthopaedic Hospital, Stanmore, Getting It Right First Time, London, United Kingdom, ² NHS Improvement, London, United Kingdom, ³ Nottingham University Hospitals NHS Trust/Queens Medical centre, Nottingham, United Kingdom, ⁴ Chelsea and Westminster Hospital, London, United Kingdom, ⁵ Royal Liverpool and Broadgreen University Hospitals, Liverpool, United Kingdom, ⁶ The Whittington Hospital, London, United Kingdom		K. Logishetty ^{1,2} , S. Soosainathan ² ¹ Imperial College London, London, United Kingdom, ² West Middlesex University Hospital, Chelsea and Westminster NHS Foundation Trust, London, United Kingdom			
		161	15:07		
		Reducing the number of arthroscopies in knee osteoarthritis: the Personalised Knee Improvement Programme (P-KIP)		Day Zero mobilisation of hip and knee replacements	
		T. Barlow ¹ , T. Rhodes-Jones ¹ , S. Ballinger ¹ , A. Metcalfe ^{1,2} , D. Wright ¹ , P. Thompson ¹ ¹ University Hospitals of Coventry and Warwickshire, Coventry, United Kingdom, ² University of Warwick, Coventry, United Kingdom		A. Tildesley, M. Divekar Royal Cornwall Hospital, Truro, United Kingdom	
91	14:46	Virtual Total Hip Arthroplasty Follow Up: 5 year data in a busy district general hospital			
R. Fisher, F. Khatun, S. Reader, M. Porteous West Suffolk Hospital, Bury St Edmunds, United Kingdom					

Notes

Podium Presentations - Tuesday 19th September 2017

992	15:28	16:15 – 17:45	16:30
A new clinical pathway for acute traumatic shoulder dislocations in a teaching hospital setting: Quality Improvement project		General Orthopaedic free papers Meeting Room 3A	Multivariate and univariate analysis of weekend phenomenon for elective lower limb joint replacements
<i>A. Titchener, P. Hallikeri, A. Krishan, M. Bateman, A. Tambe, M. Espag, T. Cresswell, D. Clark</i> <i>Royal Derby Hospital, Derby, United Kingdom</i>		298	16:20
		The Deterioration in Health Related Quality of Life (HRQOL) of patients on the waiting list for total knee replacement	
		<i>K.K.W. Ho¹, G. Pong¹, K.Y. Chung², K.W. Cheung³, Y.Y. Kwok⁴, K.H. Chiu², M.Y.T. Hau⁵</i> ¹ The Chinese University of Hong Kong, Orthopaedics and Traumatology, Hong Kong, Hong Kong, ² Prince of Wales Hospital, Orthopaedics and Traumatology, Hong Kong, Hong Kong, ³ Private Practice, Hong Kong, Hong Kong, ⁴ The Chinese University of Hong Kong, The Nethersole School of Nursing, Hong Kong, Hong Kong, ⁵ Kettering General Hospital, Kettering, United Kingdom	<i>B. Guevel¹, W.T.E. Briggs², A.W. McCaskie³, S.M. McDonnell³</i> ¹ Addenbrookes Hospital, Trauma and Orthopaedic Department, Cambridge, United Kingdom, ² University of Cambridge, Cambridge, United Kingdom, ³ University of Cambridge, Division of Trauma and Orthopaedic Surgery, Cambridge, United Kingdom
181	15:33		DISCUSSION
The Financial Implications of Blood Group and Save Analysis on Patients Requiring Primary Total Knee Arthroplasty Surgery			16:35
<i>O. Pearce¹, A. Smith¹, J. Heal¹, B. Kyle²</i> ¹ Musgrove Park Hospital, Trauma and Orthopaedics, Taunton, United Kingdom, ² Musgrove Park Hospital, Anaesthetics Department, Taunton, United Kingdom			53
		376	16:25
		Five- to twelve-year outcomes of medial opening-wedge high tibial osteotomy with rigid plate fixation in combination with an artificial bone substitute	16:41
		<i>T. Saito, K. Kumagai, Y. Akamatsu, H. Kobayashi, Y. Kusayama</i> <i>Yokohama City University, Department of Orthopaedic Surgery, Yokohama, Japan</i>	Hip and Knee arthroplasty in a temporary operating theatre is associated with a significant increase in deep periprosthetic infection
			<i>B. Bloch, A. Shah, S. Snape, T. Boswell, P. James</i> <i>Nottingham University Hospitals NHS Trust, Nottingham, United Kingdom</i>

Notes

Podium Presentations - Tuesday 19th September 2017

144 **16:46**
Review of preliminary investigations in suspected Septic Arthritis of the native knee; Accuracy of Microscopy and Gram-Stain

C. Lodge, A. Eyre-Brook, M. Cooper, T. Boddice, J. Newman

Pinderfields Hospital, Wakefield, United Kingdom

51 **16:51**
Upper tibial MRI vascular marks and their relationship to early osteoarthritis

M. Beverly, G. Stamm, T. Hamilton, D. Murray, H. Pandit

University of Oxford, NOC / NDORMS / BOTNAR, Oxford, United Kingdom

DISCUSSION **16:56****731** **17:02**
Vitamin D deficiency prevalence across different ethno-racial groups: cross sectional analysis from a large inner city cohort

P. Akhbari, J. Edwin, R. Chandra, J. Galloway, I. Reichert

King's College Hospital NHS Foundation Trust, London, United Kingdom

Notes

628 **17:07**
40-year-Experience in Endoprosthetic Reconstruction of Proximal Humerus: Comparison of different options of prostheses and soft tissue reconstructions

A.T. Abudu, C. Hongsaprabhas, A. Hernandez-Lopez, C.L. Gaston, K. Dehne, R.M. Tillman, L.M. Jeys

The Royal Orthopaedic Hospital NHS Foundation Trust, Oncology Service, Birmingham, United Kingdom

329 **17:12**
Excision, irradiation, reimplantation versus allograft reconstruction following segmental resection of tibial sarcomas: Is a vascularised fibula graft necessary?

J.C.R. Wadkin, L. Jeys, A. Hall, R. Grimer, M. Parry, S. Evans, J. Stevenson

Royal Orthopaedic Hospital Birmingham, Birmingham, United Kingdom

DISCUSSION **17:17****341** **17:23**
Impact of pre-operative MSSA screening and decolonisation on periprosthetic joint infection following primary hip and knee arthroplasty

E. Jeans¹, R. Hollyman², M. Reed², A. Malviya²

¹Royal Victoria Infirmary, Newcastle upon Tyne, United Kingdom, ²Northumbria Specialist Emergency Care Hospital, Newcastle upon Tyne, United Kingdom

495 **17:28**
Synovasure: how useful is it in the diagnosis of periprosthetic joint infection? Experience in a high volume arthroplasty unit

F. Mahmood¹, J. Matthews², M. Sarungi¹

¹Golden Jubilee National Hospital, Glasgow, United Kingdom, ²Hairmyres Hospital, East Kilbride, United Kingdom

DISCUSSION **17:33**

Podium Presentations - Tuesday 19th September 2017

16:15 – 17:45
Hands free papers
Meeting Room 4**735** **16:20**
Outcomes of the Distal Radius Internal Fixation Trial (DRIFT)

A. Malhotra

The Robert Jones and Agnes Hunt Orthopaedic Hospital, Oswestry, United Kingdom

830 **16:25**
Long-term results of FDP to FDP Hemi-Tendon Transfer for delayed repair of the Flexor Digitorum Profundus in Zones I and II of the finger: A Multicenter Retrospective Study

L. Collins¹, M. Rantisi², C. Oberlin³, A. Rafee⁴

¹University of Manchester, Medical School, Manchester, United Kingdom, ²Shefa Hospital, Orthopaedics, Gaza, Palestine, ³Clinique du Mont Louis, Reconstruction and Plastic Department, Paris, France, ⁴Salford Royal NHS Foundation Trust, Manchester, United Kingdom

Notes

656 **16:30**
Anatomical difference between hand and foot web-space reconstruction

P. Luangjarmekorn¹, P. Kitidumrongsook², P. Kulrat³

¹Chulalongkorn University, King Chulalongkorn Memorial Hospital, Thai Redcross Society, Orthopaedic, Bangkok, Thailand, ²Chulalongkorn University, Orthopaedics, Bangkok, Thailand, ³Chulalongkorn University, Bangkok, Thailand

DISCUSSION **16:35****616** **16:41**
Determinants of outcome of bone graft surgery for scaphoid fracture nonunion: a multicentre retrospective study

T. Hardwick¹, B.S.S.H. Scaphoid Fracture Nonunion Group²

¹Brighton and Sussex University Hospitals Trust, Trauma and Orthopaedics, Brighton, United Kingdom, ²British Society for Surgery for the Hand, Multiple Centres, United Kingdom

74 **16:46**
Functional outcome of fixation of complex intra-articular distal radius fractures with a variable angle distal radius volar rim plate

W. Ng^{1,2}, M. Spiteri², D. Power³

¹The Royal Wolverhampton NHS Trust, Wolverhampton, United Kingdom, ²University Hospital Birmingham, Hand Department, Birmingham, United Kingdom, ³University Hospital Birmingham, Birmingham, United Kingdom

301 **16:51**
Effectiveness of Static Progressive Splint on Finger Contracture of the Proximal Interphalangeal Joint

K.K.W. Ho¹, J.M.W. Wong², W.H. Chu²

¹The Chinese University of Hong Kong, Orthopaedics and Traumatology, Hong Kong, ²Hong Kong Polytechnic University, Hong Kong

DISCUSSION **16:56**

Podium Presentations - Tuesday 19th September 2017

919	17:02	109	17:12	866	17:28
Denervation of the ScaphoTrapezioTrapezoid (STT) Joint - a safe and less invasive novel surgical technique		Scaphoid fracture geometrics: An assessment of location and orientation		Response of precision pinch grip force to unexpected downward load force as a clinical evaluation tool in carpal tunnel syndrome	
<i>G. Prasad, J. Arenas-Prat</i>		<i>K. Garala¹, J. Dias²</i>		<i>T. Pidgeon¹, D. Abdllkarim², D. Power¹, A. Wing²</i>	
<i>Derby Teaching Hospitals NHS Foundation Trust, Trauma and Orthopaedic Surgery, Derby, United Kingdom</i>		<i>¹University Hospitals Coventry and Warwickshire, Coventry, United Kingdom, ²University Hospitals of Leicester, Leicester, United Kingdom</i>		<i>¹University Hospital Birmingham, Birmingham, United Kingdom, ²University of Birmingham, Birmingham, United Kingdom</i>	
49	17:07	DISCUSSION	17:17	878	17:33
Collagenase Clostredium Histolyticum Injection in the treatment of Dupuytren's Contracture, Concurrent Fingers Treatment, Early Complications and Three Years and six months Follow up With Patient Reported Outcome Measures		195	17:23	Comparison of interfragmentary compression produced by Conical tapered screw and 3mm headless compression screw in scaphoid fracture	
<i>R. Sakamuri</i>		<i>C. Vella, S. George, M. Jan, Z. Hassan</i>		<i>K. Vishwanathan¹, R. Panchal¹, S. Talwalkar²</i>	
<i>Betsi Cadwaladr University Health Board, Dept.Hand Surgery, Bangor, Gwynedd, United Kingdom</i>		<i>Whiston Hospital, St Helens and Knowsley NHS Trust, Whiston Burns and Plastic Surgery Department, Whiston, United Kingdom</i>		<i>¹Pramukhswami Medical College and Shri Krishna Hospital, Sardar Patel University, Orthopaedics, Anand, India, ²Wrightington, Wigan and Leigh NHS Foundation Trust Hospital, Orthopaedics, Wrightington, United Kingdom</i>	
		DISCUSSION	17:38		

Notes

Podium Presentations - Wednesday 20th September 2017

08:30 – 10:00	08:50	08:30 – 10:00
British Limb Reconstruction Society Revalidation and free papers	581	Children's free papers
Meeting Room 3A	Medial Open Wedge High Tibial Osteotomy: Fix the Knee, Impair the Ankle?	Meeting Room 3B
	<i>S. Shah, A. Papadopoulos, J. Roberts, F. Picard</i>	
729	<i>Golden Jubilee National Hospital, Glasgow, United Kingdom</i>	224
08:35		08:35
Measurement of wire deflection on loading may indicate union in Ilizarov constructs; an in vitro model	968	There is a dramatic increase in paediatric pelvic pyomyositis in the United Kingdom
<i>B. Lineham¹, T. Stewart¹, P. Harwood²</i>	08:55	<i>M. Kiran, H. George, C. Bruce</i>
<i>¹University of Leeds, Leeds, United Kingdom, ²Leeds General Infirmary, Leeds, United Kingdom</i>	Ballistic Trauma: Ten year experience from Gaza	<i>Alder Hey Children's NHS Foundation Trust, Liverpool, United Kingdom</i>
	<i>A. Rafee¹, C. Oberlin²</i>	
751	<i>¹Salford Royal NHS Foundation Trust, Manchester, United Kingdom, ²Paris, France</i>	333
08:40		08:40
Smoking Cessation Advice in Limb Reconstruction: An Opportunity Not to Be Missed		Single event multilevel surgery is a safe strategy for managing upper limb neuromuscular conditions
<i>J. Ring, C. Talbot, A. Shoaib, R. Shariff</i>		<i>P. Brown¹, M. Smith², C. Talbot³, K. Yates², M. Nixon^{2,3}</i>
<i>Central Manchester NHS Trust, Manchester, United Kingdom</i>		<i>¹Countess of Chester Hospital NHS FT, Trauma and Orthopaedics, Chester, United Kingdom, ²Countess of Chester Hospital NHS FT, Chester, United Kingdom, ³Central Manchester NHS Trust, Manchester, United Kingdom</i>
307	08:45	
Patterns of acute referrals for limb reconstruction, and recommendations		
<i>N. Mehta, B. Narayan</i>		
<i>Royal Liverpool and Broadgreen University Hospital, Trauma and Orthopaedics, Liverpool, United Kingdom</i>		

Notes

Podium Presentations - Wednesday 20th September 2017

684 08:45

The effect of selective dorsal rhizotomy on sagittal plane static analysis in the lower limbs of children with cerebral palsy. Should SDR be combined with early soft tissue lengthening surgery?

R. Murphy¹, J. Talbot¹, W. Atherton¹, J. Smith¹, R. Edwards¹, I. Pople¹, M. Cramp², S. Barnett², A. Clarke¹

¹Bristol Royal Children’s Hospital, Bristol, United Kingdom, ²University of West of England, Bristol, United Kingdom

DISCUSSION 08:50

70 08:56

Isolated asymmetrical skin creases and their association with pathological developmental dysplasia of the hip: A 21-year observational longitudinal study

M. Anderton, R. Paton
East Lancashire Hospitals NHS Trust, Trauma and Orthopaedics, Blackburn, United Kingdom

Notes

208 09:01

Gait analysis pre and post Tibialis Anterior Tendon Transfer for Ponseti treated clubfoot deformity

S. Tennant, C. Douglas
RNOH, Stanmore, Paediatric Orthopaedics, London, United Kingdom

257 09:06

Manipulation and reduction of paediatric forearm fractures using esketamine in the emergency department - A 5 year study

D. Patel¹, C. Talbot¹, S. Mulvaney², E. Byrne²
¹Alder Hey Childrens Hospital, Trauma and Orthopaedics, Liverpool, United Kingdom, ²Alder Hey Childrens Hospital, Accident and Emergency, Liverpool, United Kingdom

DISCUSSION 09:11

369 09:17

Congenital absence of the fibula: Outcome of amputation or extension prosthesis in the management of severe lower limb deformity

P. Calder¹, S. Shaw¹, A. Roberts², S. Tennant¹, I. Sedki¹, R. Hanspal¹, D. Eastwood¹

¹RNOH, Stanmore, London, United Kingdom, ²Academic Department for Military Rehabilitation, Defence Medical Rehabilitation Centre Headley Court, London, United Kingdom

431 09:22

Evaluation of the 6-8 Week GP Check for Developmental Dysplasia of the Hip

C. Talbot¹, R. Davies², J. Mace³, R. Paton²
¹Health Education England North West, Manchester, United Kingdom, ²Royal Blackburn Hospital, Manchester, United Kingdom, ³Royal Bolton Hospital, Bolton, United Kingdom

962 09:27

Investigating tiptoe walking in children: is MRI a help or a hindrance?

C. Prior, C. Thomson, R. Walton, A. Bass
Alder Hey Childrens Hospital, Liverpool, United Kingdom

DISCUSSION 09:32

Podium Presentations - Wednesday 20th September 2017

83 09:38

The Paediatric Orthopaedic Trauma Snapshot (POTS) Study

P. Collaborators
British Orthopaedic Trainees Association (BOTA), London, United Kingdom

143 09:43

Osteonecrosis following treatment for childhood Acute Lymphoblastic Leukaemia: The Southampton Children’s Hospital (SCH) experience

A. Rhodes¹, A. Mitchell², J. Gray², A. Aarvold¹
¹University of Southampton and University Hospital Southampton NHS Foundation Trust, Paediatric Orthopaedics, Southampton, United Kingdom, ²University of Southampton and University Hospital Southampton NHS Foundation Trust, Paediatric Oncology, Southampton, United Kingdom

557 09:48

Complications Following Fassier-Duval Rodding of Femur and Tibia in Children

A.H.-C. Leung, R.D.D. Duncan
NHS Greater Glasgow and Clyde, Glasgow, United Kingdom

DISCUSSION 09:53

Notes

08:30 – 10:00
Hip free papers
Meeting Room 12

857 08:35

The choice between hip prosthetic bearing surfaces in total hip replacement: a cost-effectiveness model using UK and Swedish hip joint registries data

E.M.R. Marques¹, C.G. Fawsitt², H.H.Z. Thom², L.P. Hunt¹, S. Nemes³, J.A. Lopez-Lopez², A.D. Beswick¹, A. Burston¹, J.P.T. Higgins², W. Hollingworth², N.J. Welton², O. Rolfson³, G. Garellick³, A.W. Blom¹

¹University of Bristol, School of Clinical Sciences, Bristol, United Kingdom, ²University of Bristol, School of Social and Community Medicine, Bristol, United Kingdom, ³Swedish Hip Arthroplasty Register, Gothenburg, Sweden

994 08:40

Molecular and epigenetic crosstalk of networks activating inflammasome in patients with aseptic loosening after Total Hip Arthroplasty

K. Evangelou^{1,2}, K. Grafanaki³, D. Anastasakis³, C. Georgiou², A. Konstantopoulou², C. Stathopoulos³, P. Megas²

¹Royal London Hospital, Trauma and Orthopaedics, London, United Kingdom, ²University Hospital of Patras, Trauma and Orthopaedics, Patras, Greece, ³Medical School, University of Patras, Biochemistry, Patras, Greece

9 08:45

Does time to surgery affect 30 day mortality for hip fracture patients? An analysis of the National Hip Fracture Database

L. Maling¹, B. Offorha², R. Walker¹, C. Uzoigwe³, R. Middleton¹

¹Royal Cornwall Hospital, Trauma and Orthopaedics, Truro, United Kingdom, ²University of Sheffield, Department of Medical Statistics, Sheffield, United Kingdom, ³Alexandra Hospital, Trauma and Orthopaedics, Redditch, United Kingdom

DISCUSSION 08:50

Podium Presentations - Wednesday 20th September 2017

- 48** **08:56**
Ultrasonic cement removal in cement-in-cement THR revision: does OSCAR affect the strength of the final cement-cement bond?
A. Liddle¹, M. German², S. Green³, A. Townshend², M.S.L. Webb¹, J. Holland⁴
¹Northern Deanery, Trauma and Orthopaedics, Newcastle upon Tyne, United Kingdom, ²Centre for Oral Health Research, School of Dentistry, Newcastle University, Newcastle upon Tyne, United Kingdom, ³Sunderland Royal Hospital, Trauma and Orthopaedics, Sunderland, United Kingdom, ⁴Freeman and RVI Hospitals, Newcastle upon Tyne, United Kingdom
- 658** **09:06**
A Prospective Comparative study on Functional Outcome of core decompression plus stem cell therapy versus core decompression alone in treatment of a vascular necrosis of hip joint grade II and III a clinical follow up for 2 years
A. Alkhuzai
Sulaimania University/Faculty of Medicine/ School of Medicine, Orthopaedic Department, Sulaimaniya, Iraq

- 55** **09:01**
Femoral revision for periprosthetic fracture following primary total hip arthroplasty
S. Heaton^{1,2}, R. Hau³, S. Graves⁴, M. Lorimer⁴, R. De Steiger⁵
¹Department of Surgery, Epworth Healthcare, University of Melbourne, Orthopaedic Institute, Melbourne, Australia, ²Royal Bournemouth Hospital, Orthopaedics, Bournemouth, United Kingdom, ³Department of Orthopaedics, Northern Hospital, Epping, Australia, ⁴Australian Orthopaedic Association National Joint Replacement Registry (AOANJRR), SAHMRI, North Terrace, Adelaide, Australia, ⁵Department of Surgery, Epworth Healthcare, University of Melbourne, Melbourne, Australia
- DISCUSSION** **09:11**
- 742** **09:17**
Early experience of a dual mobility bearing in total hip arthroplasty in a district general hospital
N. Sheikh, G. Mundy
Northampton General Hospital NHS Trust, Trauma and Orthopaedics, Northampton, United Kingdom

- 763** **09:22**
Predicting and Preventing Edge Loading and Prosthetic Impingement in Total Hip Arthroplasty
R.J. King¹, A. Palit², Y. Gu³, J.W. Pierrepont³, M.A. Williams²
¹University Hospital Coventry and Warwickshire, Trauma and Orthopaedics, Coventry, United Kingdom, ²University of Warwick, Warwick Manufacturing Group, Coventry, United Kingdom, ³Corin Group, Sydney, Australia
- 997** **09:27**
Cost Analysis on Virtual Clinic Follow Up after Primary Joint Arthroplasty
M. Nagy, L. Jayatilaka, J. Fountain
Aintree University Hospital, Liverpool, United Kingdom

- DISCUSSION** **09:32**
- 36** **09:38**
Precautions following primary total hip replacement (THR): Patient adherence
J. Theaker^{1,2}, M. Callaghan¹, T. Board^{1,3}, A. Gilbert⁴
¹University of Manchester, Faculty of Biology, Medicine and Health, Manchester, United Kingdom, ²Central Manchester NHS Trust, Trauma and Orthopaedic, Manchester, United Kingdom, ³Wrightington Hospital, Trauma and Orthopaedic, Wigan, United Kingdom, ⁴Royal National Orthopaedic Hospital, Stanmore, United Kingdom

Notes

Podium Presentations - Wednesday 20th September 2017

- 529** **09:43**
Validation of revision data for Total Hip Replacements undertaken at a high volume orthopaedic centre using hospital and National Joint Registry data
I. Afzal^{1,2}, G. Stafford¹, T. Smoljanovic¹, R.E. Field¹
¹South West London Elective Orthopaedic Centre, London, United Kingdom, ²Imperial College London, London, United Kingdom
- 550** **09:48**
The Impact of patient and surgical factors on the rate of post-operative infections following Total Hip Replacement - A New Zealand Joint Registry Study
J.O. Smith¹, C. Frampton², G. Hooper², S. Young¹
¹North Shore Hospital, Trauma and Orthopaedics, Auckland, New Zealand, ²University of Otago, Dept of Orthopaedic Surgery and Musculoskeletal Medicine, Christchurch, New Zealand

- DISCUSSION** **09:53**
- 10:30 – 12:00**
Basic Science free papers Meeting Room 12
- 552** **10:35**
In vitro studies into biofilm prevention using antibiotic-loaded beads: implications for prosthetic infection management
R. Howlin^{1,2}, S. Aiken³, J. Cooper³, P. Stoodley^{1,4}
¹University of Southampton, Southampton, United Kingdom, ²University of Southampton and University Hospital Southampton NHS Foundation Trust, Southampton, United Kingdom, ³Biocomposites Ltd, Keele, United Kingdom, ⁴The Ohio State University, Columbus, United Kingdom
- 200** **10:40**
Cationic steroid antibiotic-90 (CSA-90) prevents MRSA infection and promotes union in a rat open fracture model
R. Mills^{1,2}, A. Schindeler^{1,3}, D. Little^{1,3}
¹Kids Research Institute, Orthopaedic Research and Biotechnology, Sydney, Australia, ²University of Oxford, Oxford, United Kingdom, ³University of Sydney, Discipline of Paediatrics and Child Health, Sydney, Australia

Notes

- 207** **10:45**
HMGB1 accelerates regeneration of multiple tissues by transitioning stem cells to G(Alert)
G. Lee¹, A.I. Espirito Santo¹, S. Zwingenberger², L. Cai³, M. Feldmann¹, N. Horwood¹, J. Chan¹, J. Nanchahal¹
¹The Kennedy Institute of Rheumatology, University of Oxford, NDORMS, Oxford, United Kingdom, ²University Hospital Carl Gustav Carus, Technische Universität Dresden, University Center of Orthopaedics and Traumatology, Dresden, Germany, ³University of New South Wales, Faculty of Medicine, Sydney, Australia
- DISCUSSION** **10:50**
- 459** **10:56**
Ankle cartilage is more resilient to cytokine-induced catabolism than knee cartilage: A potential target for prevention of knee arthritis?
A. Miller^{1,2}, A. Abdullah³, C. Hague³, P. Hodgson¹, E. Blain^{2,3}
¹University Hospital of Wales, Trauma and Orthopaedics, Cardiff, United Kingdom, ²Cardiff University, Arthritis Research UK Biomechanics and Bioengineering Centre, Cardiff, United Kingdom, ³Cardiff University, School of Biosciences, Cardiff, United Kingdom

Podium Presentations - Wednesday 20th September 2017

574	11:01	614	11:22	92	11:43
Yes-associated protein (YAP) - a target for joint homeostasis?		Fibonacci's Mathematical Sequence Can Predict Lengths of the Phalanges		Does cortical activation hold the key to shoulder Instability?	
A.H.K. Riemen ^{1,2} , A.J. Roelofs ¹ , J. Zupan ¹ , C. De Bari ¹		A. Miller ^{1,2} , L. Banks ³		A. Howard ¹ , J. Powell-Greig ² , J. Gibson ² , D. Hawkes ² , O. Alizadehkhayat ³ , G. Kemp ² , S. Frostick ²	
¹ Aberdeen Centre for Arthritis and Musculoskeletal Health, Arthritis and Regenerative Medicine Laboratory, Aberdeen, United Kingdom, ² NHS Grampian, Department of Trauma and Orthopaedic Surgery, Aberdeen, United Kingdom		¹ Cardiff University, School of Biosciences, Cardiff, United Kingdom, ² University Hospital of Wales, Trauma and Orthopaedics, Cardiff, United Kingdom, ³ Glan Clwyd Hospital, Trauma and Orthopaedics, Rhyl, United Kingdom		¹ Leeds General Infirmary, Academic Department of Trauma and Orthopaedics, Leeds, United Kingdom, ² University of Liverpool, Liverpool, United Kingdom, ³ Hope University, Liverpool, United Kingdom	
DISCUSSION	11:11	764	11:27	461	11:48
957	11:17	Grading knee osteoarthritis from plain films: are we kidding ourselves?		Characterising the Influence of Vitamin K2 on Osteocyte Function	
Diagnosing acute compartment syndrome with real-time intramuscular pH measurements: the supporting basic science		T. Barlow ¹ , C. Hutchinson ^{1,2} , D. Barlow ³ , A. Bhalerao ²		P. McEnhill, B. Evans, N. Scully, C. Elford	
A.J. Johnstone ¹ , M.S. Patton ²		¹ University Hospitals of Coventry and Warwickshire, Coventry, United Kingdom, ² University of Warwick, Coventry, United Kingdom, ³ Wrexham Maelor Hospital, Wrexham, United Kingdom		Cardiff University, Cardiff, United Kingdom	
¹ Aberdeen Royal Infirmary, Trauma and Orthopaedics, Aberdeen, United Kingdom, ² Craigavon Area Hospital, Trauma and Orthopaedics, Portadown, United Kingdom		DISCUSSION	11:32	DISCUSSION	11:53
		23	11:38		
		The Role of Sodium-Hydrogen Exchanger Regulatory Factor-1 (NHERF-1) in Osteoarthritis			
		D. Samy ¹ , F. Saunders ² , R. Aspden ²			
		¹ University of Aberdeen, Aberdeen, United Kingdom, ² Institute of Medical Sciences and Division of Applied Medicine, Musculoskeletal Research Programme, Aberdeen, United Kingdom			

Notes

Podium Presentations - Wednesday 20th September 2017

14:50 – 16:20		DISCUSSION	15:10	DISCUSSION	15:31
Foot and Ankle free papers		98	15:16	370	15:37
Meeting Room 12		The Deltoid Ligament: The gatekeeper to midfoot collapse in adult acquired flatfoot disorder		Buried K wire technique for PIP fusion	
395	14:55	N. Ormsby ¹ , P. Evans ¹ , G. Jackson ¹ , S. Platt ²		S. Lynch, D. Locker, T. Syed, K. Chirputkar, R. Thomas	
Fixation of Ankle Fractures - A Major Trauma Centre's Experience in Improving Quality		¹ Wirral University Teaching Hospital, Wirral, United Kingdom, ² Gold Coast University Hospital, Southport, Australia		University Hospital Llandough, Wales, Cardiff and Vale Orthopaedic Centre, Cardiff, United Kingdom	
L. Jayatilaka, S. Whitehouse, L. Mason, A. Molloy		236	15:21	506	15:42
University Hospital Aintree, Liverpool, United Kingdom		The use of a dorsal locking plate in arthrodesis of the first metatarsophalangeal joint. Does preoperative hallux valgus increase the rate of non-union?		Manipulation under anaesthesia and steroid injection for pain and stiffness after surgery to the first metatarsophalangeal joint	
240	15:00	A. Kaye, G. Williams, C. Butcher, A. Molloy, L. Mason		S. Ajwani, C. Kocalkowski, R. Hill, N. Kurdy	
The resistance to failure of spring ligament reconstruction		Aintree University Hospital, Liverpool, United Kingdom		University Hospital of South Manchester, Orthopaedics, Manchester, United Kingdom	
A. Devany, C. Pasapula		368	15:26	643	15:47
Queen Elizabeth Hospital, Trauma and Orthopaedics, King's Lynn, United Kingdom		The Leicester Achilles Management Protocol (LAMP): A treatment strategy for Achilles rupture		Speedbridge re-attachment of the Achilles tendon for Insertional Tendinopathy	
839	15:05	M.S. Patel, R. Aujla, A. Jones, M. Bhatia		A. Davies, P. Robinson, V. Sinclair, W. Harries, I. Winson, S. Hepple	
Outcomes following silastic arthroplasty or 1st metatarsophalangeal joint arthrodesis for hallux rigidus: A prospective comparative series		University Hospitals of Leicester NHS Trust, Trauma and Orthopaedic, Leicester, United Kingdom		North Bristol NHS Trust, Bristol, United Kingdom	
S. Eastwood, A. Kingman, S. Asaad, J. Coorsh, R. Kakwani, A. Murty, D. Townshend		DISCUSSION	15:52		
Northumbria Healthcare NHS Trust, Newcastle-upon-Tyne, United Kingdom					

Notes



Podium Presentations - Wednesday 20th September 2017

41615:58DISCUSSION16:13

Defining Gastrocnemius Tightness-A study on 400 participants without foot and ankle pathology

O. Chan, B. Buraimoh, K. Malhotra, N. Cullen, M. Welch, A. Goldberg, D. Singh

Royal National Orthopaedic Hospital, London, United Kingdom

43816:03

Patient factors affecting outcome following morton’s neuroma excision: a prospective study

V. Bucknall¹, D. Rutherford¹, D. MacDonald², H. Shalaby¹, J. McKinley¹, S. Breusch¹

¹Royal Infirmary of Edinburgh, Trauma and Orthopaedic Surgery, Edinburgh, United Kingdom, ²University of Edinburgh, Edinburgh, United Kingdom

49816:08

Reducing the hypertensive effects of the prolonged surgical tourniquet using a dual-cuff strategy: a prospective randomised controlled trial

D. Gill, M. Dunne, A. Memarzadeh, A. Devany, L. Perry, A. Magan, C. Pasapula, J. Stimpson

Queen Elizabeth Hospital, King’s Lynn, United Kingdom

Notes

Podium Presentations - Thursday 21st September 2017

10:30 – 12:00Knee free papersMeeting Room 4

16310:35

Unsatisfactory outcomes following unicompartmental knee replacement for partial thickness cartilage loss: A medium term follow up

T. Hamilton¹, H. Pandit², A. Inabathula¹, S. Ostlere³, C. Jenkins⁴, S. Mellon¹, C. Dodd⁴, D. Murray^{4,5}

¹University of Oxford, Nuffield Department of Orthopaedics, Rheumatology and Musculoskeletal Sciences, Oxford, United Kingdom, ²University of Leeds, Leeds, United Kingdom, ³Manor Hospital, Oxford, United Kingdom, ⁴Nuffield Orthopaedic Centre, Oxford, United Kingdom, ⁵University of Oxford, Oxford, United Kingdom

91410:40

A Randomised Clinical Trial on Patellofemoral vs. Total Knee Replacement for Patellofemoral Osteoarthritis

A. Odgaard¹, F. Madsen², P.W. Kristensen³, A. Kappel⁴, J. Fabrin⁵

¹Copenhagen University Hospital, Department of Orthopaedics, Hellerup, Denmark, ²Aarhus University Hospital, Dept. of Orthopaedics, Aarhus, Denmark, ³Vejle Hospital, Department of Orthopaedics, Vejle, Denmark, ⁴Aalborg University Hospital, Department of Orthopaedics, Aalborg, Denmark, ⁵Koege Hospital, Department of Orthopaedics, Koege, Denmark

9010:45

The Correlation between Patient Reported Outcome Measures and Advanced Biomechanics in Knee Osteoarthritis

G. Tawy¹, M. Simons², P. Rowe¹, L. Biant³

¹University of Strathclyde, Biomedical Engineering, Glasgow, United Kingdom, ²University of Edinburgh, Edinburgh, United Kingdom, ³University of Manchester, Manchester, United Kingdom

DISCUSSION10:50

9510:56

Randomised Control Trial: The functional benefits of retaining the infrapatellar fat pad in a Total Knee Replacement

A. Howard¹, M. Ballal², M. Cartwright-Terry³, A. Santini², A. Wood⁴, J. Davidson², A. Phillipson², J. Banks²

¹Leeds General Infirmary, Academic Department of Trauma and Orthopaedics, Leeds, United Kingdom, ²Royal Liverpool and Broadgreen University Hospital, Liverpool, United Kingdom, ³Southport and Ormskirk District Hospital, Ormskirk, United Kingdom, ⁴University of Liverpool, Liverpool, United Kingdom

1411:01

2D/3D EOS imaging versus standing long leg x-ray in lower limb clinical assessment - inter-observer and intra-observer reliability

M. Hau¹, D. Menon¹, R. Wong², K.Y. Chung², J. Chau³, K.W. Ho³

¹Kettering General Hospital, Kettering, United Kingdom, ²Prince of Wales Hospital, Sha Tin, Hong Kong, ³The Chinese University of Hong Kong, Sha Tin, Hong Kong

Notes

Podium Presentations - Thursday 21st September 2017

308 **11:06**
Minimum 20-year Survivorship of the St Georg Sled medial Unicompartmental Knee Replacement (UKR)
A. Porteous¹, R. Bray¹, P. White², N. Howells¹, J. Robinson¹, J. Murray¹
¹Avon Orthopaedic Centre, Bristol, United Kingdom, ²University of Bristol, Bristol, United Kingdom

DISCUSSION **11:11**

309 **11:17**
Minimum 20-year Survivorship of the St Georg Sled lateral Unicompartmental Knee Replacement (UKR)
A. Porteous¹, R. Bray¹, P. White², J. Robinson¹, N. Howells¹, J. Murray¹
¹Avon Orthopaedic Centre, Bristol, United Kingdom, ²University of Bristol, Bristol, United Kingdom

Notes

977 **11:22**
Correlation between varus deformity of the knee and dynamic biomechanical loading in patients with isolated medial compartment osteoarthritis listed for High Tibial Osteotomy (HTO)
W. Abdul¹, G. Whatling², D. Elson¹, P. Biggs², A. Metcalfe¹, C. Holt², C. Wilson¹
¹University Hospital of Wales Cardiff, Trauma and Orthopaedics, Cardiff, United Kingdom, ²Cardiff University, The Arthritis Research UK Biomechanics and Bioengineering Centre, Cardiff, United Kingdom

271 **11:27**
Does The Site of Varus Deformity Identify Those at Higher Risk of Progression in Early Symptomatic Osteoarthritis of the Knee: data from the Osteoarthritis Initiative (OAI)
J. Palmer¹, L. Jones², P. Monk², D. Beard³, K. Javaid³, A. Price³
¹University of Oxford, Nuffield Department of Orthopaedics Rheumatology and Musculoskeletal Sciences, Oxford, United Kingdom, ²Nuffield Orthopaedic Centre, Oxford, United Kingdom, ³University of Oxford, Oxford, United Kingdom

DISCUSSION **11:32**
488 **11:38**

Activity levels and return to work following total knee arthroplasty in patients under 65 years of age

C. Scott¹, G. Turnbull², D. MacDonald³, S. Breusch³

¹Royal Infirmary of Edinburgh, Orthopaedics, Edinburgh, United Kingdom, ²University of Glasgow, Glasgow, United Kingdom, ³Royal Infirmary of Edinburgh, Edinburgh, United Kingdom

599 **11:43**
Impact of Deprivation on the WOMAC index and SF-12v1 in primary knee arthroplasty patients in Merseyside, UK

A. Elsheikh^{1,2}, A. Wood³, M. Roebuck³, A. Santini², J. Banks², J. Davison², S. Frostick³

¹Faculty of Medicine, Benha University, Orthopaedic Surgery Department, Benha, Egypt, ²Royal Liverpool and Broadgreen University Hospitals NHS Trust, Trauma and Orthopaedics Department, Liverpool, United Kingdom, ³Institute of Translational Medicine, University of Liverpool, Musculoskeletal Science Research Group, Department of Molecular and Clinical Cancer Medicine, Liverpool, United Kingdom

Podium Presentations - Thursday 21st September 2017

744 **11:48**
Alignment in Total Knee Arthroplasty: a comparison of hand-held accelerometer-based navigation with patient specific and standard instruments

C. Jayadev¹, L. Daniele², C. Ioannou², P. Gallie²

¹Nuffield Orthopaedic Centre, Oxford, United Kingdom, ²Gold Coast University Hospital, Gold Coast, Australia

DISCUSSION **11:53**

10:30 – 12:00
Simulation with free papers Meeting Room 12

189 **10:35**
Training safer knee arthroscopists: a randomised controlled trial demonstrating the benefits of the Imperial Knee Arthroscopy Cognitive Task Analysis (IKACTA) tool in high-fidelity phantom limb simulation

R. Bhattacharyya¹, D. Davidson¹, K. Sugand¹, M. Bartlett², R. Bhattacharya¹, C. Gupta¹

¹MSK Lab, Imperial College London, Trauma and Orthopaedics, London, United Kingdom, ²Northwick Park Hospital, Trauma and Orthopaedics, London, United Kingdom

264 **10:40**
Generic Cognitive Task Analysis (GCTA) wizard - A tool to train orthopaedic trauma surgeons of the future

R. Bhattacharyya¹, K. Sugand¹, I. Sinha², R. Bhattacharya², C. Gupta¹

¹MSK Lab, Imperial College London, Trauma and Orthopaedics, London, United Kingdom, ²Imperial College Healthcare NHS Trust, Trauma and Orthopaedics, London, United Kingdom

Notes

761 **10:45**
A Virtual Reality Fundamentals of Arthroscopic Surgery Training Programme improves knee arthroscopy performance

K. Vaghela, J. Lee, K. Akhtar

Royal London Hospital, Department of Trauma and Orthopaedic Surgery, London, United Kingdom

791 **10:50**
Smartphone surgical simulation for Transforminal Lumbar Interbody Fusion (TLIF) procedure amongst orthopaedic registrars

R. Coomber¹, A. Bahsoun², J. Nehme², A. Chow², M. Bowditch³

¹Addenbrookes Hospital, Cambridge, United Kingdom, ²Touch Surgery, London, United Kingdom, ³Ipswich Hospital, Ipswich, United Kingdom

Podium Presentations - Thursday 21st September 2017

740

10:55

Performance on a virtual reality DHS simulator correlates with performance in the operating theatre

K.R. Vaghela, J. Lee, K. Akhtar

Royal London Hospital, Department of Trauma and Orthopaedic Surgery, London, United Kingdom

584

11:05

High Fidelity Multi-disciplinary Team Simulation Training for the Development of Non-Technical Skills in Trauma and Orthopaedics (T&O): A Feasibility Study

R. Smith, M. Williams, T. Ball

Torbay and South Devon NHS Foundation Trust, Trauma and Orthopaedics, Torquay, United Kingdom

699

11:00

Dimensionless Squared Jolt (DSJ) - An objective measure in the assessment of arthroscopic surgical skills

M. Gandhi¹, A. Adikrishna², E. Kholinne³, H. Hong², I.-H. Jeon²

¹Robert Jones and Agnes Hunt Orthopaedic Hospital, Oswestry, United Kingdom, ²University of Ulsan, Department of Orthopaedic Surgery, Asan Medical Center, Seoul, Korea, Republic of, ³Upper Extremity Unit, Department of Orthopedic Surgery, St. Carolus Hospital, Jakarta, Indonesia

14:35 – 15:45
Trauma free papers
Meeting Room 3A

119

14:40

Total Hip Replacement in Complex Acetabular Fractures Using a Coned Hemipelvic Acetabular Component

S.E. McMahon, L.A. Cusick

Royal Victoria Hospital, Belfast, United Kingdom

760

14:45

A Retrospective Review of 76 consecutive Atypical Femoral Fractures Managed with Intramedullary Nailing over an 8 Year Period. Demographics, Outcomes and Predictors of Complications

O.M. Farhan-Alanie, A.J. Powell, J.K. Bryceland

Glasgow Royal Infirmary, Glasgow, United Kingdom

Notes

Podium Presentations - Thursday 21st September 2017

879

14:50

Does achieving the ‘Best Practice Tariff’ criteria for fractured neck of femur patients improve one year outcomes?

S. Whitaker¹, S. Nisar¹, A. Scally², G. Radcliffe¹

¹Bradford Royal Infirmary, Trauma and Orthopaedic Surgery, Bradford, United Kingdom, ²University of Bradford, School of Allied Health Professions and Sport, Bradford, United Kingdom

966

15:06

Venous Thrombo-Embolism (VTE) Following Tranexamic Acid (TXA) In the Trauma Patient

T. Leggett, J. Blackwell, J. Kukadia, R. Sahemey, R. Lopes, H. Nasir, M. Greenway

Royal Stoke University Hospital, Stoke on Trent, United Kingdom

986

15:11

Closed Tibial shaft fractures treated with the Ilizarov method; a ten year case series

T. Paavana, J.D. May, J. McGregor-Riley, S. Royston

Sheffield Teaching Hospitals NHS FT, Trauma and Orthopaedics, Sheffield, United Kingdom

DISCUSSION

14:55

901

15:01

Medium and Long-Term Functional, Urological and Sexual Outcome after Operatively Treated Pelvic Ring Fractures

A. Bott¹, A. Odutola², R. Haliday¹, M.R. Acharya¹, A. Ward¹, T. Chesser¹

¹North Bristol NHS Trust, Orthopaedics, Bristol, United Kingdom, ²Weston General Hospital, Department of Orthopaedics, Weston Super Mare, United Kingdom

491

15:22

Native hip survival and long term patient reported outcomes following acetabular fracture

C. Scott, T. White, S. Goudie, J. Annan, D. MacDonald, J. Keating

Royal Infirmary of Edinburgh, Edinburgh, United Kingdom

Notes

Podium Presentations - Thursday 21st September 2017

16:00 – 17:00
Spine free papers
Meeting Room 3B

316 16:05
Spinal Injuries in Rugby Union - A Comparison with cycling over 15 years

L.E. Murphy¹, P. Karayiannis¹, S. Mcdonald¹, C. Bleakley², R. Nicholas³, P. Archbold³, N. Eames¹
¹Royal Victoria Hospital, Fractures, Belfast, United Kingdom, ²Ulster University, Sport and Exercise Science Research Institute, Belfast, United Kingdom, ³Musgrave Park Hospital, Belfast HSC Trust, Orthopaedics, Belfast, United Kingdom

69 16:10
Impact of Introducing Spinal Pain Pathway in an NHS Region (Northern Ireland)

E. Simpson, G. Graham, N. Eames
Musgrave Park Hospital, Belfast HSC Trust, Physiotherapy, Belfast, United Kingdom

535 16:15
Management of complex spinal column infections following endovascular aortic repair (EVAR) surgery. 10 year experience

S. Lakkol, O. Lyons, M. Sallam, N. Price, R. Bell, J. Lucas
Guy's and St Thomas' NHS Foundation Trust, London, United Kingdom

DISCUSSION 16:20

638 16:26
Accuracy of MRI in assessing spinal instability using the Spinal Instability Neoplastic Score (SINS) criteria

B. Barmayehvar¹, S. Hughes², A. Killingworth², S. Kathir Kamarajah¹, M. Grainger²
¹University of Birmingham, College of Medical and Dental Sciences, Birmingham, United Kingdom, ²Royal Orthopaedic Hospital NHS Foundation Trust, Spinal Services, Birmingham, United Kingdom

223 16:31
The results of early surgical decompression and stabilisation for acute traumatic spinal cord injury in patients with concomitant chest injuries

I. Mahmood¹, A. Al-Rawi¹, K. Bell¹, W. Hekal¹, R. Kalyan¹, S. Tizzard¹, M. Mecci¹, M. Sewell^{1,2}, R. Williams²
¹James Cook University Hospital, Middlesbrough, United Kingdom, ²Princess Alexandra Hospital, Brisbane, Australia

733 16:36
The outcomes of spinal stenosis surgical treatment in Achondroplasia: A systematic review

Z. Abual-Rub¹, J. Campbell¹, A. Khan¹
¹Leeds General Infirmary, Trauma and Orthopaedics, Leeds, United Kingdom, ²Chapel Allerton Orthopaedic Hospital, Clinical Genetics, Leeds, United Kingdom

DISCUSSION 16:41

Notes

Podium Presentations - Thursday 21st September 2017

778 16:47
MUA and Injection: Quick fix for the Coccyx?

T. Stedman, B. Haywood-Alexander, A. Fong, M. Athanassacopoulos, L. Breakwell, N. Chiverton, A. Cole, M. Ivanov, R. Michael, J. Tomlinson
Sheffield Teaching Hospitals NHS FT, Sheffield, United Kingdom

999 16:52
Incidence of Schwab sagittal modifiers in patients with failed back surgery

S. Khan¹, Z. Mon¹, D. Liu², S. Molloy¹
¹Royal National Orthopaedic Hospital, London, United Kingdom, ²St George's University Hospitals NHS Foundation Trust, London, United Kingdom

156 16:57
Spinopelvic dissociation following trauma - The Royal Melbourne Hospital Experience

D.J. De Villiers¹, J. Cunningham^{1,2}, S. Lau¹, P. Turner^{1,2}
¹The Royal Melbourne Hospital, Orthopaedics, Melbourne, Australia, ²Spine Society of Australia, Melbourne, Australia

DISCUSSION 17:02

Notes

16:00 – 17:00
Shoulder and Elbow free papers
Meeting Room 11

93 16:05
How muscle patterning in patients with complex shoulder instability differs from the “norm”?

A. Howard¹, D. Hawkes², J. Gibson², O. Alizadehkhahayat³, G. Kemp², S. Frostick²
¹Leeds General Infirmary, Academic Department of Trauma and Orthopaedics, Leeds, United Kingdom, ²University of Liverpool, Liverpool, United Kingdom, ³Hope University, Liverpool, United Kingdom

219 16:10
Glenohumeral Arthrodesis for Late Reconstruction of Flail Shoulder in Patients with Traumatic Supraclavicular Brachial Plexus Palsy

T. Thangarajah¹, S. Lambert²
¹The Royal National Orthopaedic Hospital, London, United Kingdom, ²University College London, London, United Kingdom

73 16:15
MRI and Clinical Assessment of Interpositional Dermal Allograft Repair of Massive Rotator Cuff Tears

C. Gouk¹, R. Shulman², C. Buchan², F. Taylor²
¹Gold Coast University Hospital, Trauma and Orthopaedics, Gold Coast, Australia, ²Gold Coast University Hospital, Gold Coast, Australia

DISCUSSION 16:20


94 16:26
Can Clinical Scores in Shoulder Instability give use insight into Different Cortical Activation?

A. Howard¹, J. Gibson², J. Powell-Greig², D. Hawkes², O. Alizadehkhahayat³, G. Kemp², S. Frostick²
¹Leeds General Infirmary, Academic Department of Trauma and Orthopaedics, Leeds, United Kingdom, ²University of Liverpool, Liverpool, United Kingdom, ³Hope University, Liverpool, United Kingdom

Podium Presentations - Thursday 21st September 2017

<p>667 16:31</p> <p>Coronal stabilisation and bracing of displaced capitellum fracture: A simple 'J' shaped Kirchner wire stapling technique</p> <p><i>S.V. Sonanis¹, S. Kumar², N. Deshmukh³</i></p> <p>¹Bronglais General Hospital and Hywel Dda University Health Board, Trauma and Orthopaedics, Aberystwyth, United Kingdom, ²Hillingdon Hospital NHS Foundation Trust, Trauma & Orthopaedics, London, United Kingdom, ³Withybush Hospital, Trauma and Orthopaedics, Pembrokeshire, United Kingdom</p>	<p>698 16:47</p> <p>The wide angled arthroscope - an innovation to improve arthroscopic skills performance</p> <p><i>M. Gandhi¹, A. Adikrishna², E. Kholinne³, H. Hong², I.-H. Jeon²</i></p> <p>¹Robert Jones and Agnes Hunt Orthopaedic Hospital, Oswestry, United Kingdom, ²University of Ulsan, Department of Orthopaedic Surgery, Asan Medical Center, Seoul, Korea, Republic of, ³Upper Extremity Unit, Department of Orthopaedic Surgery, St. Carolus Hospital, Jakarta, Indonesia</p>	<p>798 16:57</p> <p>The prevalence and clinical impact of osteolysis of the distal clavicle and coracoid following acromioclavicular joint (ACJ) stabilisation with a synthetic ligament. A medium-term follow-up study</p> <p><i>J. Clutton¹, W. Abdul¹, A. Miller¹, K. Lyons², T. Matthews^{1,3}</i></p> <p>¹University Hospital of Wales, Trauma and Orthopaedics, Cardiff, United Kingdom, ²University Hospital of Wales Cardiff, Cardiff, United Kingdom, ³University Hospital Llandough, Wales, Cardiff, United Kingdom</p>
<p>218 16:36</p> <p>Revision Total Shoulder Arthroplasty for Failed Humeral Head Resurfacing</p> <p><i>T. Thangarajah¹, S. Ajami², M. Coathup², G. Blunn², D. Higgs¹, M. Falworth¹, S. Lambert²</i></p> <p>¹The Royal National Orthopaedic Hospital, London, United Kingdom, ²University College London, London, United Kingdom</p> <p>DISCUSSION 16:41</p>	<p>784 16:52</p> <p>Osteochondral Allograft Reconstruction of the Humeral Head Reverse Hill Sachs Lesion</p> <p><i>L.E. Murphy, A. Tucker, A.P. Charlwood</i></p> <p>Althagelvin Area Hospital, Trauma and Orthopaedics, Londonderry, United Kingdom</p>	<p>DISCUSSION 17:02</p>


Notes



2018 - BASK ANNUAL MEETING

Parallel Meeting with ACPA
(Arthroplasty Care Practitioners Association)

20th – 21st March
Leicester City Football Club (LCFC)
LEICESTER



Host: Mr Colin Esler, President of BASK


“CALL FOR PAPERS” online submission: Opens on 2nd October until 26th November 2017

MEMBERS can register ‘FREE’ Online from 20th November until 14th January 2018
(after this date a members registration fee applies)

Non-Members Registration Opens on 20th November - register early at the Early Bird Rate!

“If you specialise in Knee Surgery” and would like to become a member of BASK – Apply NOW!
(Application forms can be found on the website at: www.baskonline.com)

The Outline Programme, Accommodation details and further meeting information will be posted on the website as it becomes available



**BRITISH ASSOCIATION
FOR SURGERY OF THE KNEE**



SEE YOU IN GLASGOW

20 - 22 June

SEC, Glasgow

Visit www.bess.org.uk
for further information





**PEOPLE
MAKE
GLASGOW**

peoplemakeglasgow.com



Conference Listing

BOFAS (British Orthopaedic Foot and Ankle Society)

www.bofas.org.uk
1-3 November 2017, Sheffield

SBPR (Society for Back Pain Research)

www.sbpr.info
2-3 November 2017, Northampton

BTS (British Trauma Society)

www.bts-org.co.uk
8-9 November 2017, Sheffield

BOTA (British Orthopaedic Trainees Association)

www.bota.org.uk
15-16 November 2017, Manchester

BSS (British Scoliosis Society)

www.britscoliosissoc.org.uk
29 November-1 December 2017, Birmingham

BOSTAA (British Orthopaedic Sports Trauma and Arthroscopy Association)

www.bostaa.ac.uk
6 December 2017, London

OTS (Orthopaedic Trauma Society)

www.orthopaedictrauma.org.uk
10-12 January 2018, Bristol

BSCOS (British Society for Children's Orthopaedic Surgery)

www.bscos.org.uk
8-9 March 2018, Crewe

BHS (British Hip Society)

www.britishhipsociety.com
14-16 March 2018, Derby

BLRS (British Limb Reconstruction Society)

www.blrs.org.uk
15-16 March 2018, Southampton

BASK (British Association for Surgery of the Knee)

www.baskonline.com
20-21 March 2018, Leicester

BRITSPINE

www.spinesurgeons.ac.uk
21-23 March 2018, Leeds

BSSH (British Society for Surgery of the Hand)

www.bssh.ac.uk
3-4 May 2018, Cardiff

CSOS (Combined Services Orthopaedic Society)

www.csos.co.uk
10-11 May 2018, Birmingham

EFORT (European Federation of National Associations of Orthopaedics and Traumatology)

www.efort.org
30 May-1 June 2018, Barcelona

BOOS (British Orthopaedic Oncology Society)

www.boos.org.uk
8 June 2018, Edinburgh

BESS (British Elbow and Shoulder Society)

www.bess.org.uk
20-22 June 2018, Glasgow



BOA (British Orthopaedic Association)

www.boa.ac.uk
25-28 September 2018, ICC Birmingham

Notes

[illegible]

Notes

Notes

Published by the British Orthopaedic Association
British Orthopaedic Association, 35-43 Lincoln's Inn Fields, London WC2A 3PE
Registered Charity No. 1066994
Company Limited by Guarantee No. 3482985



smith&nephew
JOURNEY^{II}
Total Knee System

1. Zingde SM, Mueller J, Komistek RD, MacNaughton JM, Anderle MR, Mauhfouz MR. In vivo comparison of tka kinematics for subjects having a PS, PCR, or Bi-Cruciate Stabilizing design. Orthopedic Research Society, 2009; Paper No. 2067. 2. Catani F, Ensini A, Belvedere C, Felciani A, Benedetti MG, Leardini A, Giannini S. In vivo kinematics and kinetics of a bi-cruciate substituting total knee arthroplasty: a combined fluoroscopic and gait analysis study. *J Orthop Res*. 2009 Dec;27(12):1569-75. 3. Arthunnot JE, Brink RB. Assessment of the antero-posterior and rotational stability of the anterior cruciate ligament analogue in a guided motion bi-cruciate stabilized total knee arthroplasty. *J Med Eng Technol*. 2009;33(8):610-6.

Smith & Nephew, Inc.
www.smith-nephew.com



Caring for patients ; Supporting surgeons

BOA ANNUAL CONGRESS 2018

SAVE THE DATE

25th - 28th September

ICC, Birmingham

Join us in Birmingham to Celebrate
our 100 Year Anniversary!

congress.boa.ac.uk



 @BritOrthopaedic #BOAAC

 British Orthopaedic Association

 BritOrthopaedic