

Final Programme



British Orthopaedic Association Annual Congress 2016

- 13th – 16th September
- Belfast Waterfront
- congress.boa.ac.uk



Clinical Leadership & Engagement



@BritOrthopaedic #BOAAC



BritOrthopaedic



British Orthopaedic Association

© 2016 British Orthopaedic Association (except where stated otherwise)

First published 2016

All rights reserved. No part of this publication may be reproduced, stored or transmitted in any form or by any means, without the prior written permission of the publisher or, in the case of reprographic reproduction, in accordance with the terms of licenses issued by the Copyright Licensing Agency in the UK [www.cla.co.uk]. Enquiries concerning reproduction outside the terms stated here should be sent to the publisher at the UK address printed on this page.

Published by the British Orthopaedic Association
British Orthopaedic Association, 35-43 Lincoln's Inn Fields, London WC2A 3PE
Registered Charity No. 1066994
Company Limited by Guarantee No. 3482985

President's Message

Dear Friends and Colleagues,

Welcome to the BOA Annual Congress 2016


Since becoming President my year has been busy, insightful and extremely rewarding. I am delighted to have had an opportunity to see and speak to so many of you in particular at the Specialist Society meetings. I have found all of the meetings I have been able to attend excellent with a good combination of scientific and professional activity talks and discussion, and I have learnt a great deal about things that I had sometimes forgotten about entirely.

I am pleased on the progress to date with the Getting It Right First Time (GIRFT) implementation and subsequent roadshows across the country. In addition, there has been extensive work going on alongside NHS Improvement on Tariff; the BOA has recently met with NHS Improvement and related stakeholders to discuss the changes to Tariff and the implications for the T&O community. For an update, I would encourage you to attend the Tariff session (Thursday; 10:00-11:30) where you can put your questions to the panel.

Another notable achievement this year has been the progression of the Trauma and Orthopaedic Registries Unifying Structure (TORUS) which is currently in active development with a number of registries. We are also pleased to report that approximately 80 Acute Trusts in England now have a BOA Clinical Champion. BOA Clinical Champions represent individual Trusts and hospitals, and work alongside BOA Regional Advisers to engage with CCGs. Our network is growing in strength and has had success across the country. This ongoing work with CCGs is critical to improve patient care. I would like to take this opportunity to thank all of our members who contributed to the consultation of the BOA's NICE-accredited Commissioning Guides. We look forward to sharing the results with you later this year.

In our Training and Education workstream we are pleased to report that the BOA's Clinical Leadership Programme has successfully completed its first year. Please view the poster boards opposite the Main Auditorium entrance on Gallery 1 on Thursday 15th for further information.

This year the Congress programme has been developed against the backdrop of 'Clinical Leadership and Engagement'. We would strongly encourage you to attend all of the broader professional sessions as this is your opportunity to gauge a deeper understanding and knowledge of the key issues that will affect the T&O community in the future. Professor Tim Briggs will deliver a plenary lecture on the morning of Tuesday 13th September with an insight into T&O within a Government setting. In addition, Tim will be joining the Quality Improvement session on Tuesday afternoon, outlining the case for change with progress and challenges to date surrounding GIRFT. As always there are the customary important Trauma and Spine sessions running throughout the week.

I am delighted to have a number of eminent speakers delivering our plenaries this year. Professor James Wright has kindly agreed to be my Presidential Guest Lecturer. Professor Wright is a Paediatric Orthopaedic Surgeon and scientist, renowned for his advancement of evidence based orthopaedics and national leadership in improving access to children's surgery. I am also honoured to welcome Mandy Hickson to the BOA Congress who will deliver the Howard Steel Lecture. Mandy was the only female pilot on her Front Line Tornado Squadron, flying multimillion pound fast jets for the Royal Air Force. Mandy relates her experiences of working within an elite team of fast jet operators to audiences with great clarity, outlining how the same values apply within any environment. She demonstrates only too well the importance of remaining calm under pressure and leading, quite literally, from the front, in order to get the best from herself and her team. Professor Joe Dias will present the Robert Jones Lecture; 'The Hand - our most important surgical instrument' and the King James IV Professorship Lecture will be delivered by Professor Robin Paton; 'Clinical and sonographic screening in DDH, is it effective?'.


We are excited to be hosting the BOA Congress 2016 at the newly expanded Belfast Waterfront. Belfast is a dynamic and forward-thinking destination that has transformed dramatically in recent years. I hope you will be able to explore this thriving city and have time for a visit to the Cathedral Quarter and sample the local produce at the lively St George's Market.

These are challenging times and we hope you agree that we must stand together as a profession to help shape the debate and set the direction going forward.

Enjoy Belfast!

Tim Wilton, BOA President

Contents

BOA Council	2
Awards and Invited Guests	3
General Information	4
AGM Agenda	6
Guest Speakers	7
Tuesday 13th September	8
Wednesday 14th September	13
Thursday 15th September	20
Friday 16th September	27
Exhibition Floor Plan	32
Exhibitors	35
Podium Presentations	56
Specialist Society Annual Meetings	77



BOA Council 2016

OFFICERS

President	T J Wilton	(Derby)
Immediate Past President	C R Howie	(Edinburgh)
Vice President	I G Winson	(Bristol)
Vice President Elect	A M Nanu	(Sunderland)
Honorary Treasurer	D J McBride	(Stoke-on-Trent)
Honorary Secretary	D Limb	(Leeds)

ELECTED MEMBERS

R A Brooks	(Swindon)	2014 - 2016
G Giddins	(Bath)	2014 - 2016
I McNab	(Oxford)	2014 - 2016
P Mitchell	(London)	2014 - 2016
M Reed	(Northumberland)	2015 - 2017
D Clark	(Derby)	2015 - 2017
S Donell	(Norwich)	2015 - 2017
A Robinson	(Cambridge)	2015 - 2017
S Bendall	(Brighton)	2016 - 2018
K Daly	(London)	2016 - 2018
R C Handley	(Oxford)	2016 - 2018
J A M Skinner	(London)	2016 - 2018

EX-OFFICIO MEMBERS

Chair, British Orthopaedic Directors Society	V Takwale
Chair, Council of Management of the Bone and Joint Journal	R Marshall
Chair, Education and Revalidation Committee	M Reed
Chair, N Ireland Regional Orthopaedic and Trauma Committee	J McCormack
Chair, Patient Liaison Group	J Fitch
Chair, Research Committee	A Rangan
Chair, Scottish Committee for Orthopaedics and Trauma	M Blyth
Chair, Specialty Advisory Committee in Trauma and Orthopaedics	D Large
Chair, Training Standards Committee	P Turner
Chair, UKSSB and Spinal Representative	A J Stirling
Chair, Welsh National Specialist Advisory Group for Trauma and Orthopaedics	S Hemmadi
President, British Orthopaedic Trainees Association	S Fleming
Representative, Staff and Associate Specialist (SAS)	M Morgan
Chief Executive Officer	M Kimmons

HONORARY POST

Archivist	I B M Stephen
-----------	---------------

BOA SENIOR STAFF

Director of Communications and Operations	Emma Storey
Director of Policy and Programmes	Rayshum Notay
Director of Events Management	Hazel Choules
Director of Finance	Liz Fry
Director of Information Systems	Melanie Knight

Awards and Invited Guests

The BOA is delighted to use the Annual Congress as an opportunity to publicise and celebrate the following awards granted by the Association in 2016:

BOA Honorary Fellows

Frank Burke
Stephen Cannon MBE
Charles Court-Brown
Ian Ritchie

INVITED GUESTS

Carousel Presidents

AAOS	David Teuscher
AOA	Sanford Emery
AusOA	Andreas Loeffler
COA	Peter MacDonald
NZOA	Jean-Claude Theis
SAOA	Adriaan van Zyl

Visiting Presidents

IOA (Indian)	Sudhir Kapoor
IOA (Irish)	Gerard McCoy

Hong Kong Young Ambassador Lam Tsz-Ping

General Information

Registration

The registration and enquiries desk is located on the lower level foyer by the Riverside Entrance.

	Registration Opening Times	Exhibition Hall Opening Times
Tuesday 13th September	07:45 - 17:30	07:45 - 16:00
Wednesday 14th September	07:00 - 17:30	07:00 - 16:45
Thursday 15th September	07:15 - 17:00	07:00 - 14:00 (Close of Exhibition)
Friday 16th September	07:15 - 13:30	EXHIBITION CLOSED

Congress App

Download the Congress App from your App store (search for BOA Annual Congress 2016). Please use the email address you registered with to log in. The password is Congress2016.

Please note the podium abstracts can be viewed under each of the Free Paper sessions within the programme. The posters can also be viewed under the coffee and lunch breaks.

Delegate Meeting Packs

On arrival delegates will receive:

- Name badge permitting access to all sessions
- Pocket lanyard containing the Pocket Programme
- Delegate bag containing Final Programme, pen and notebook

Finding Your Way Around

The Venue - Belfast Waterfront

Arc - Access from BOA Registration area (Lower Level)

The Main Auditorium and the Studio - Level 1

Meeting Rooms 1 to 3 - Level 3

Boardrooms 1 to 3 - Level 2

Boardrooms A to K - Mezzanine Level (Access from Level 1)

Exhibition - Halls 1 and 2, Bar 1 and Gallery 1

Multi-faith Prayer Room

Is situated on the Mezzanine Level, Boardroom A

Authors Preview Room

Boardroom 2 on Level 2, open daily at the following times:

- 07:45 until 17:30 – Tuesday
- 07:00 until 17:30 – Wednesday and Thursday
- 07:00 until 14:00 – Friday

(If you are presenting, please make sure you upload your presentation in plenty of time before the start of the session)

Poster Display

There are nine categories of posters within the various exhibition areas which will be displayed over three days. We request authors to remove their posters from the various

areas on Thursday, no later than 13:30, if posters are not removed at this time the venue may dispose of them.

Poster Category	Location of Poster Boards
Foot and Ankle	Hall 1D
General	Foyer (outside Exhibition Hall 2A)
Hand	Hall 1A
Hip	Foyer (outside Exhibition Hall 2B)
Knee	Hall 1A
Quality Improvement	Foyer (outside Exhibition Hall 1C)
Research	Foyer (outside Exhibition Hall 1B)
Shoulder and Elbow	Foyer (outside Exhibition Hall 1B)
Trauma	Foyer (outside Exhibition Hall 1A)

Posters by the Clinical Leaders will be displayed on Thursday 15th September opposite the Main Auditorium Entrance on Gallery 1.

Posters by the Medical Students will be displayed on Friday 16th September opposite the Main Auditorium Entrance on Gallery 1.

Exhibition

There are over 70 exhibitors showing continued support to the BOA, within the various exhibition areas on level 1. We would encourage all delegates to visit the exhibition stands, especially the BOA Stand (no 62) in the Bar 1 area.

Cloakroom 2 – Riverside Entrance

The cloakroom is situated on the ground level off to the right of the BOA registration area.

Cloakroom Opening Times:	
Tuesday 13th September	08:00 - 19:30
Wednesday 14th September	07:30 - 18:30
Thursday 15th September	07:30 - 17:30
Friday 16th September	07:30 - 16:30

General Information

Making the Most of Congress

Scanning of Badges and CPD Points

You will need to scan your barcode on arrival in order to print your badge.

In order for your attendance to be registered, please have your badge scanned on arrival each day by a host located on level 1 at the top of the escalators.

There will be an opportunity to gain CPD points at the BOA Congress this year. CPD points are allocated as follows:

Tuesday:	6 points
Wednesday:	6 points
Thursday:	6 points
Friday:	
Non-Technical Skills – RCSEd:	3 points
TOCS and TOES:	6 points

The other sessions on Friday that are relevant to delegates personal development plans will be eligible to claim one additional CPD point for every hour attended.

A certificate of attendance is issued following the Annual Congress on completion of the evaluation form which is sent via email to each delegate.

Delegates may request a certificate of attendance up to six months following an Annual Congress, after this time a certificate will NOT be issued. It is the responsibility of the delegate to make sure they receive their certificate of attendance within the stated time.

Refreshments and Lunches

Refreshments

Teas and coffees will be served to all delegates during the scheduled breaks.

Lunch is not provided.

Catering within the Waterfront

Delegates wishing to purchase their lunch onsite can visit the cash catering points within the exhibition areas. The cash catering options consist of a hot food option, deli bags or a variety of salad boxes, using local fresh ingredients.

Hotels

If you still require accommodation, or you have a query on your booking, please contact Visit Belfast.

Tel: +44 (0)28 9024 6609

Email: info@visitbelfast.com

Car Parking

There is a multi-storey car park at Lanyon Place and it is located 100 metres from the venue. The car park at the Hilton Hotel is also multi-storey and is next door to the building.

The hourly rate for both car parks is approx. £2 per hour.

Travel Policy

Delegates are responsible for making their own travel and/or hotel arrangements. The BOA does not assume financial responsibility for penalties or expenses incurred by delegates who must cancel travel arrangements.

In Case of an Emergency

Please note the various fire exits around you in case of an emergency.

Listen to all public announcements and make your way carefully to the nearest fire exit if requested to do so.

If first aid is required, please ask a member of staff or host for help and assistance.

Declarations of Interest

All those presenting at the BOA Congress will be asked to make their declarations of interest on a slide at the start of their presentation as discussed and agreed at the BOA AGM last year.

Other Information

The BOA does not accept liability or responsibility for third party exhibitors or their exhibits and we do not endorse any of the products, items or processes exhibited.

Filming, recording or photography during the Congress is strictly prohibited unless by prior agreement with the BOA.

Badge Types

Gold	VIP
Purple	Invited Speakers
Orange	Invited Guests
Dark Blue	Delegates (members)
White	Delegates (non-members)
Grey	Press / Visitor
Red	Staff
Dark Green	Exhibitors
Light Green	Non-exhibitors Industry
Pink	Medical Students

BOA Annual General Meeting 2016

The Annual General Meeting of the Association will take place in the Main Auditorium of the Belfast Waterfront, on Thursday 15th September 2016 from 12:25-13:10 under the Chairmanship of Mr Tim Wilton, BOA President. The agenda is below.

PROXY NOTICE: A member of the Association who is entitled to attend, speak and vote at the above mentioned meeting is entitled to appoint a proxy to attend and vote instead of him or her. For details please see the note at the foot of this agenda.

AGENDA

1. **Membership issues**
 - a. Deaths [see annex 1]
 - b. Retired Members and Resignations [see annex 2]
 - c. New members [see annex 3]
2. **Matters arising from 2015 AGM**
None
3. **Elections**
 - a. President: September 2018 – 2019
To report the result of the Trustees' ballot:
 - **Professor Philip Turner**
 - b. Honorary Secretary: 2017 – 2019
To report the result of the Home Fellows' ballot:
 - **Ms Deborah Eastwood**
 - c. Council: 2017 – 2019
To report the result of the Home Fellows' ballot:
 - **Mark Bowditch**
 - **Lee Breakwell**
 - **Simon Hodgkinson**
 - **Richard Parkinson**
4. **Honorary Treasurer's Report and Financial Statements for 2015**
 - a. Annual Report of Trustees Financial Statements 2015 – see link below:
www.boa.ac.uk/about-boia/2015-annual-report-accounts/
 - b. Resolution 1: To reappoint the Auditors for 2017 – Crowe Clark Whitehill
 - c. Resolution 2: To approve the membership subscription rates for 2017 [see annex 4]
5. **Changes to the rules of the BOA** [see Resolution 3 and Resolution 4 in annex 5]
6. **President's report**
7. **Any other business**
8. **Date of next meeting**
BOA Annual Congress – 19th-22nd September 2017; Liverpool
Under the Chairmanship of Mr Ian Winson
9. **Future BOA and Allied Meetings**
BOA Annual Congress – 25th-28th September 2018; Birmingham
Under the Chairmanship of Mr Ananda Nanu
EFORT Congress – 31st May-2nd June 2017; Vienna, Austria

NOTE

BOA Home Fellows received the AGM notification and proxy form by post in advance of this meeting, explaining the arrangements for appointing a proxy. The BOA must be notified of any proxies at least 72 hours in advance of the meeting.

Items for discussion under 'Any other business' should preferably be advised to the Honorary Secretary (David Limb) at least 72 hours in advance of the meeting.

Guest Speakers

PRESIDENT'S GUEST LECTURE

Professor James Wright



Professor James G. Wright is currently Senior Clinical Research Fellow in the Nuffield Department of Orthopaedics, Rheumatology and Musculoskeletal Sciences at the University of Oxford, UK. He was Chief of Perioperative Services, and Surgeon-in-Chief at the Hospital

for Sick Children (Sickkids) in Toronto, Canada for 24 years.

An accomplished surgeon and researcher, he provided leadership to the Perioperative Services staff, ensuring a high level of engagement in complex clinical care, basic and clinical research, undergraduate and postgraduate education. Professor Wright was previously the President of the Paediatric Specialties Association, a \$50million Practice Plan of over 100 physicians. In his role as Vice President, Professor Wright was executive medical lead for the quality and risk teams providing guidance and expertise on advancing the quality of clinical care and services.

As a Senior Scientist in the Child Health Evaluative Sciences Programme, Professor Wright's research focuses on the development of measures to evaluate surgical therapy, randomised clinical trials, and evaluating unmet needs and disparity in the use of orthopaedic procedures. Professor Wright was Programme Head of the Child Health Evaluative Programme with 50 scientists from 1999-2004.

ROBERT JONES LECTURE

Professor Joseph Dias



Professor Joseph Dias is currently Professor in Hand and Orthopaedic Surgery and Head of the Academic Team of Orthopaedic Surgery at the University Hospitals of Leicester.

Professor Dias was President of the British Society for Surgery of the Hand (BSSH) in 2008 and is Past President of the British Orthopaedic Association (BOA).

Professor Dias has received a number of grants from NIHR and companies to fund his studies. He Chairs the Clinical Senate and led the EWG HSCIC working with MONITOR and NHS England for many years and has completed extensive research in many aspects of hand surgery.

HOWARD STEEL LECTURE

Mandy Hickson



Mandy Hickson was the only female pilot on her Front Line Tornado Squadron, flying multimillion pound fast jets for the Royal Air Force.

Mandy relates her experiences of working within an elite team of fast jet operators to audiences with great clarity, outlining how the same values apply within any environment. She demonstrates only too well the importance of remaining calm under pressure and leading, quite literally, from the front, in order to get the best from herself and her team.

As a trained Human Factors facilitator with the Civil Aviation Authority, Mandy uses her in depth knowledge of aviation, calculated risk taking, decision making under pressure and the critical role of the human in the system to transfer these lessons from the cockpit to the corporate boardroom.

KING JAMES IV PROFESSORSHIP LECTURE

Professor Robin Paton



Professor Robin W Paton was appointed to a Consultant Orthopaedic Surgeon's post in Blackburn, Lancashire in 1991. In 1992 he developed a selective 'at risk' ultrasound screening programme for Developmental Dysplasia of the Hip (DDH). Screening in DDH

has been Professor Paton's main research topic and was the subject of his PhD from the University of Lancaster in 2011.

Professor Paton has been voted trainer of the year twice by the North West Orthopaedic Trainees Association (2006 and 2014) and was a member of the North West Regional training group for many years, involved in StR assessments and appointment committees. Professor Paton has recently been awarded the FFST from the Faculty of Surgical Trainers, Royal College of Surgeons of Edinburgh in recognition of his commitment to StR training.

With 61 entries published to 'Pubmed', many of Professor Paton's papers on DDH screening are regularly referenced in national and international journals and he is also a regular peer reviewer for the BJJ and other International journals.

Tuesday 13th September

	Main Auditorium	Studio	Meeting Room 1	Meeting Room 2	Meeting Room 3	Arc
Registration opens at 07:45 – Tea and Coffee in Halls 1 and 2						
09:30 - 10:00	Political Update					
10:00 - 10:10	Relocate to Session Rooms					
10:10 - 11:40	Consent: What to tell the patient before the event	Knee Revalidation: Knee Replacement – how I do it	Spines Revalidation	General Topic free papers	National Hip Fracture Database (NHFD)	Where are all the women?
11:40 - 11:50	Relocate to Main Lecture Theatre					
11:50 - 12:15	President's Welcome					
12:15 - 12:55	Howard Steel Lecture					
12:55 - 13:55	Lunch – Halls 1 and 2 (Exhibition area)					
13:55 - 15:25	Implementing the BOA Quality Improvement Programme	Adrian Henry Lecture ----- Knee Revalidation: Primary ACL Reconstruction – how I do it	Spines Revalidation	Shoulder and Elbow free papers	Trauma Hot Topic: The changing face of DGH trauma	Sports Trauma and Arthroscopy Revalidation with free papers: Paediatric and adolescent sports injuries
15:25 - 15:55	Tea and Coffee – Halls 1 and 2					
15:55 - 17:25	National Joint Registry: Improving data quality to benefit clinical practice and patient safety	Shoulder and Elbow Revalidation: Shoulder Instability	Spines Bootcamp	Trauma free papers	Duty of Candour: What to tell the patient after the event	Research free papers
17:30 - 19:15	BOA Welcome Drinks Reception					

Notes

Tuesday 13th September

Political Update

09:30 – 10:00

Main Auditorium

Chair

- Tim Wilton, BOA President

Speaker

- Professor Tim Briggs, National Director for Clinical Quality and Efficiency, Department of Health

Consent: What to tell the patient before the event

10:10 – 11:40

Main Auditorium

Chair

- Ian Winson, BOA Vice President

Session outline

- Peter Worlock
 - The Orthopaedic perspective
- Giles Eyre, Barrister
 - The barrister's perspective
- Dr James Lucas, Medical Protection's Case Lead for Northern Ireland
 - Medical defence organisation perspective

Discussion with Q&A

Knee Revalidation: Knee Replacement – how I do it

10:10 – 11:40

Studio

Chair

- Colin Esler

Session outline

- Richard Parkinson
 - Surgical approaches
- Nigel Donnachie
 - TKR varus knee
- Andrew Porteous
 - TKR in valgus
- Professor Andrew Price
 - Mobile bearing Uni
- Sean O'Leary
 - Fixed bearing Uni

Discussion with Q&A

Spines Revalidation

10:10 – 11:40

Meeting Room 1

Please note places are limited

Co-Chairs

- Arup Ray
- Harshad Dabke

Session outline

- Aprajay Golash
 - Introduction
- Calvin Soh
 - Radiological investigations of acute spinal conditions
- Rex Michael
 - Spinal infections
- Mel Grainger
 - Metastatic spinal disease
- Stuart Blagg
 - Spinal trauma
- Alistair Stirling
 - NHSE Improving Spinal Care Project – Regional spinal networks

Discussion with Q&A

General Topic free papers

10:10 – 11:40

Meeting Room 2

Co-Chairs

- Andreas Loeffler, Australian Orthopaedic Association President
- David Clark, BOA Council

National Hip Fracture Database (NHFD)

10:10 – 11:40

Meeting Room 3

Chair

- Rob Wakeman
 - Introduction
 - The NHFD – 2016 report and developments

Session outline

- John Barr
 - Hub and spoke – hip fracture services in Northern Ireland
- Gary Heyburn
 - The Royal Victoria Hospital hip fracture service
- Tim Chesser
 - What to do when results deteriorate – the BOA Multidisciplinary hip review process

Discussion with Q&A

Notes

Tuesday 13th September

Where are all the women?

10:10 – 11:40

Arc

Chair

- Deborah Eastwood

Session outline

- Ana King
 - Medical Student perspective
- Helen Vint, BOTA Publicity Representative
 - Trainee perspective
- Lynn Wilson
 - Orthopaedic consultant perspective
- Simon Hodgkinson, Chair, Training Programme Directors Forum
 - What can TPDs do to support their female trainees?

Discussion with Q&A

President's Welcome

11:50 – 12:15

Main Auditorium

- Tim Wilton, BOA President

Howard Steel Lecture

12:15 – 12:55

Main Auditorium

Chair

- Tim Wilton, BOA President

Speaker

- Mandy Hickson
 - Cleared for take-off

Implementing the BOA Quality Improvement Programme

13:55 – 15:25

Main Auditorium

Chair

- Tim Wilton, BOA President

Session outline

- Professor Tim Briggs, National Director for Clinical Quality and Efficiency, Department of Health
 - GIRFT – the case for change, progress and challenges in developing the system

- Ananda Nanu, BOA Vice President Elect
 - BOA guidance and support
 - TORUS update
- Professor Philip Turner
 - Whole system quality improvement - dashboards and devolution
- Arthur Stephen
 - Challenges and successes when implementing GIRFT

Discussion with Q&A

Adrian Henry Lecture

13:55 – 14:40

Studio

Chair

- Richard Parkinson

Speaker

- Dr Tony Rhorer, Orthopaedic Surgeon, Scottsdale Arizona, USA
 - Fractures of the Distal Femur Around the Knee

Knee Revalidation: Primary ACL Reconstruction – how I do it

14:40 – 15:25

Studio

Chair

- Richard Parkinson

Session outline

Passing of the BASK President's medal

- Ian Corry
 - Hamstring ACL reconstruction
- Steve Bollen
 - Patella tendon ACL reconstruction
- Tony Hui
 - How to get out of trouble

Discussion with Q&A

Notes

Tuesday 13th September

Spines Revalidation

13:55 – 15:25

Meeting Room 1

Please note places are limited

Co-Chairs

- Stuart Blagg
- Aprajay Golash

Session outline

- Manoj Khatri
 - Acute lower back pain and SI joint dysfunction
- Harshad Dabke
 - Cauda Equina Syndrome/acute radiculopathy
- Athanasios Tsirikos
 - Spinal pain and deformity in children
- Arup Ray
 - Acute neurological conditions, spontaneous epidural haematoma and post spinal injection complications
- Elaine Buchanan
 - NHSE Improving Spinal Care Project – National low back and radicular pain pathway

Discussion with Q&A

Shoulder and Elbow free papers

13:55 – 15:25

Meeting Room 2

Chair

- Martin Holt, Chair, BESS Education Committee

Trauma Hot Topic: The changing face of DGH trauma

13:55 – 15:25

Meeting Room 3

Chair

- Shaun O'Brien
 - Introduction
 - Fractures around the knee and ankle

Session outline

- Bill Ricci
 - Biological approach to periprosthetic fixation
- David Marsh
 - Fracture Liaison and the Orthopod
- Cheryl Baldwin
 - Injuries around the shoulder

Discussion with Q&A

Sports Trauma and Arthroscopy Revalidation with free papers: Paediatric and adolescent sports injuries

13:55 – 15:25

Arc

Co-Chairs

- Simon Roberts
- Mike Dobson

Session outline

- Kim Gregory
 - The immature musculoskeletal system
- Dennis Molloy
 - Hip injuries
- Martyn Snow
 - Knee injuries
- Carlos Cobiella
 - Shoulder injuries
- Niall Eames
 - Spine injuries

Discussion with Q&A

Free paper

Fellowship report

National Joint Registry: Improving data quality to benefit clinical practice and patient safety

15:55 – 17:25

Main Auditorium

Chair

- Martyn Porter, NJR Medical Director
 - Welcome and overview: NJR progress

Session outline

- Martyn Porter, NJR Medical Director
 - What does the 13th Annual Report tell us?
- Professor Andrew Price, NJR statistical analysis unit
 - Latest research findings
- Matthew Porteous, NJR Regional Clinical Coordinator Network Chairman
 - Reporting back after the first year of the NJR's Data Quality Audit
- Rhidian Morgan-Jones and Alun John
 - Intelligent use of data: Knee outlier status and lessons from the NJR

Discussion with Q&A

Notes

Tuesday 13th September

Shoulder and Elbow Revalidation: Shoulder instability

15:55 – 17:25

Studio

Chair

- Martin Holt, Chair, BESS Education Committee

Session outline

- Ronan McKeown
 - Investigation/management of post traumatic unstable shoulder in the “young”
- Phil Ahrens
 - Investigation/management of post traumatic unstable shoulder in the “not so young!”
- Ruth Delaney
 - Atraumatic instability – what’s the problem?

Discussion with Q&A

Case discussions

Chair

- Professor Peter MacDonald, Shoulder Sports Injury Service, University of Manitoba, Canada, Canadian Orthopaedic Association

Spines Bootcamp

15:55 – 17:35

Meeting Room 1

Please note places are limited

Chair

- Alistair Stirling

Session outline

- Aprajay Golash
 - Ankylosing Spondylitis
- Athanasios Tsirikos
 - The painful spine in children and adolescents
- Stuart Blagg
 - A&E and Ward M/M of the unstable spine
- Harshad Dabke
 - Spinal infection
- Rex Michael
 - Differentiating spinal/local causes of limb pain
- Arup Ray
 - Halo application and management of upper C-Spine fractures
- Manoj Khatri
 - Acute management of thoracolumbar fractures

- Mel Grainger
 - Acute management of Metastatic spinal disease
- Calvin Soh
 - Radiological investigations of acute spinal conditions

Discussion with Q&A

Trauma Free Papers

15:55 – 17:25

Meeting Room 2

Co-Chairs

- Professor Matt Costa
- Xavier Griffin

Duty of Candour: What to tell the patient after the event

15:55 – 17:25

Meeting Room 3

Chair

- Professor Colin Howie, BOA Immediate Past President
 - Introduction
 - Surgeons’ insight into duty of candour

Session outline

- Clare Chapman, Partner, BLM Law
 - Legal perspective
- Alan Walker, Head of Northern Ireland Affairs, GMC
 - Regulatory perspective
- Judith Fitch, Chair, BOA Patient Liaison Group
 - Patient perspective

Discussion with Q&A

Research free papers

15:55 – 17:25

Arc

Chair

- Speaker TBC

Notes

Wednesday 14th September

	Main Auditorium	Studio	Meeting Room 1	Meeting Room 2	Meeting Room 3	Arc
Registration opens at 07:00 – Tea and Coffee in Halls 1 and 2						
08:30 - 09:30	Trauma Revalidation: "From the horse's mouth"	Hand Revalidation: Symposium – basal thumb arthritis	Best of the Best, Sponsored by ARUK	BJJ: The Literature in 2016	Spines Instant Update: What is new for established consultants?	
09:30 - 10:00	Tea and Coffee – Halls 1 and 2					
10:00 - 11:30	Trauma Revalidation: Infection and fractures	Childrens Revalidation with free papers: Current concepts in the management of children with Cerebral Palsy	Best of the Best, Sponsored by ARUK	BOA Patient Liaison Group: GIRFT the patients' perspective	Spines free papers	Hip free papers
11:30 - 11:40	Relocate to Main Lecture Theatre					
11:40 - 12:15	President's Guest Lecture					
12:15 - 13:45	Lunch – Halls 1 and 2 (Exhibition area)					
12:30 - 13:15	Wikipaedics update (Meeting Room 3)					
13:45 - 14:20	Robert Jones Lecture					
14:20 - 14:30	OR UK					
14:30 - 14:40	Relocate to Session Rooms					
14:40 - 16:10	Trauma Revalidation: Now what? Tips from the top	Hip Revalidation: The complex Primary THA ----- Charnley Lecture	BOTA: Is UK Trauma and Orthopaedic surgical training dying?	BODS: Improving outcomes	Foot and Ankle free papers	Regulation of the use of implants
16:10 - 16:45	Tea and Coffee – Halls 1 and 2					
16:45 - 18:15	Trauma Revalidation: How to steal Ivory from the towers – applying the print	Hip Revalidation: An update on approaches and bearings in THA	SAS Surgeons: Where are we?	Leadership for Clinical Directors	Knee free papers	BOOS: Primary bone tumours for FRCS (Orth) – all you need to know
BOA Council and Invited Guests' Dinner						

Notes

Wednesday 14th September

Trauma Revalidation: "From the horse's mouth"

08:30 – 09:30

Main Auditorium

Chair

- Bob Handley, OTS President

Session outline

- Professor Chris Moran
 - The medical response to a marauding terrorist attack: Paris and beyond
- John Etherington
 - Trauma rehabilitation in the NHS

Discussion with Q&A

Hand Revalidation: Symposium – basal thumb arthritis

08:30 – 09:30

Studio

Chair

- Daniel Brown
 - Role of fusion, replacements and new innovations

Session outline

- Mo Akhavan
 - Anatomy of CMCJ and assessment
- Ian McNab
 - Conservative management and treatment of early disease
- Jeremy Field
 - Standard Treatment with Trapeziectomy and Role of Adjuncts
- Vijay Bhalai
 - Treatment Algorithm

Discussion with Q&A

Best of the Best, sponsored by ARUK

08:30 – 11:30

Meeting Room 1

Chair

- Simon Hodgkinson, Chair, Training Programme Directors Forum

Presenters and Papers

The Fat-Bone Index: A novel measure of limb obesity relevant to knee replacement surgery

McMahon. S, Chotai. N, Harris. M, Dowalut. N, Loeffler. M, Colchester General Hospital

A universal screw placement for triplane fractures – do we still need a CT?

Prior. C, Bass. A, Perry. D, James. L, Walton. R, Alder Hey Children's Hospital, Liverpool

Do early patient-reported outcome measures predict later revision following total knee replacement?

Liddle. A, Royal National Orthopaedic Hospital

Does Repetitive Flexion Cause Hip and Groin Pain in Young Adult Athletes? Defining hip range of movement and symptoms in University rowers

Evans. J, Willians. D, Trewartha. G, Royal Cornwall Hospital

Early limited instrumentation of scoliosis in Duchenne muscular dystrophy: Is a single-rod construct sufficient?

Cawley. D, Carmody. O, Dodds. M, McCormack. D, The Children's University Hospital, Dublin

Large diameter total hip arthroplasty heads require greater assembly forces for initial stability

Sullivan. N, MacLeod. A, Whitehouse. M, Gill. R, Department of Biomechanics, University of Bath

Incidence of Heterotopic Ossification in Direct Anterior versus Posterior Approach in Total Hip Arthroplasty

Ahmad. M, Llewellyn. G, Dandachli. W, Witt. J, University College London Hospital

Using Calcium and Vitamin D Supplementation to Prevent Curve Progression in Adolescent Idiopathic Scoliosis (AIS) – A Randomised Double-blinded Placebo-controlled Trial

Hong Kong Young Ambassador, Dr Tsz Ping. L

Local Anaesthetic infiltration to the hamstring harvest site in Anterior Cruciate Ligament reconstruction, reduces analgesic requirements – A randomised controlled trial

Smith. J, Morales. P, Logan. J, Gangahadran. R, Schuster-Bruce. M, Harvey. A, The Royal Bournemouth and Christchurch Hospitals NHS Foundation Trust

Effect of Single Room Units on the Incidence of Falls in Orthopaedic Inpatients

Bradman. H, Biddle. M, Spence. S, Smith. M, Patil. S, Queen Elizabeth University Hospital Glasgow

The Changing Face of Hip Fractures in Northern Ireland: A 15 year review

Tucker. A, Donnelly. K, McDonald. S, Acton. D, Altnagelvin Area Hospital, Royal Victoria Hospital, Belfast

Fractured neck of femurs and the "Weekend effect"

Khoriaty. A, Abdulkareem. A, Akula. M, Singh. N, Dabis. H, Little. N, Epsom and St Helier University Hospitals

Notes

Wednesday 14th September

The effect of operating lights on laminar flow: An experimental study using neutrally buoyant helium bubbles

Rushton. P, Refaie. R, McGovern. PD, Serrano-Pedraza. I, Thompson. D, Reed. M, Northumbria Healthcare NHS Foundation Trust

Finger swelling after shoulder arthroscopy

Kocalkowski. C, Booth. S, Phillips. N, Peach. C, University Hospital of South Manchester

Changing trends in the management of intertrochanteric hip fractures – a single centre experience

Page. P, Lord. R, Jawad. A, Dawe. E, Stott. P, Rogers. B, Gill. R, Brighton Musculoskeletal Research Centre

Biomechanical Analysis of Flexor Tendon Repair

Singh. R, Trickett. R, Theobald. P, Thomas. P, University Hospital of North Midlands

Patient satisfaction, outcomes, and peri-operative risk profile of simultaneous versus staged bilateral total knee arthroplasty

Howgate. D, Popat. R, Hosack. T, Raza. N, Kucheria. R, Bourke. H, Department of Trauma and Orthopaedic Surgery Wexham Park Hospital

Bowel management in patients undergoing joint replacement surgery: Current problems and standards

Gulati. A, Kannan. S, Bhandal. M, Shetty. A, Godsiff. S, University Hospitals of Leicester

Application of Amorphous Metal Alloys to Detect Forces in Tendon and Ligament Repair

Muir. R, Meydan. T, Theobald. P, Yorkshire and Humber Orthopaedic Rotation, Cardiff University Wolfson Institute, Cardiff University Department of Engineering

The Quantified Effect of Comorbidity in Relation to Total Hip Arthroplasty Function

Gill. S, McLuckie. S, Reidy. M, Cochrane. L, Johnston. L, Ninewells Hospital and Medical School, Dundee

(Additional late entries to this session will be advised at the time)

BJJ: The Literature in 2016

08:30 – 09:30

Meeting Room 2

Chair

- Professor Fares Haddad
 - Introduction
 - The changing world of publishing

Session outline

- Professor Matt Costa
 - Trial design/research
- Daniel Perry
 - How to make the best use of big data
- Xavier Griffin
 - Novel research methods and their interpretation
- Professor Gareth Scott
 - Optimising your chances

Discussion with Q&A

Spines Instant Update: What is new for established consultants?

08:30 – 09:30

Meeting Room 3

Co-Chairs

- Alistair Stirling
- Aprajay Golash

Session outline

- Stuart Blagg
 - Radiological investigation and parameters in spinal injury - a) cervical, b) Thoaco-lumbar
 - Safe spinal immobilisation and avoiding pressure sores
 - Early reduction of acute cervical subluxation/dislocation
- Arup Ray
 - Acute neurological conditions
 - Cervical myelopathy
 - Spontaneous epidural haematoma and post spinal injection (epidural and spinal) complications
- Mel Grainger
 - Spinal infection
 - Spinal metastases
 - Primary spinal tumours – neurological and osseoligamentous – brief principles and what not to do
- Harshad Dabke
 - CES (BASS guideline)
 - Acute motor radiculopathy
 - Ankylosing spondylitis and DISH

Discussion with Q&A

Notes

Wednesday 14th September

Trauma Revalidation: Infection and fractures

10:00 – 11:30

Main Auditorium

Chair

- Bob Handley, OTS President

Session outline

- Professor Ian Pallister, Iain McFadyen, Badri Narayan, Durai Nayagam and Bob Handley, OTS President
 - Infection and fractures
- Birender Kapoor
 - Necrotising fasciitis

Discussion with Q&A

Childrens Revalidation with free papers: Current concepts in the management of children with Cerebral Palsy

10:00 – 11:30

Studio

Free papers

Chair

- Aidan Cosgrove
 - Spasticity management

Session outline

- Martin Gough
 - Gait analysis
- Guy Atherton
 - Surgical management

Discussion with Q&A

BOA Patient Liaison Group: GIRFT the patients' perspective

10:00 – 11:30

Meeting Room 2

Chair

- Judith Fitch, Chair, BOA Patient Liaison Group

Session outline

- Richard Palmer, Lay Member, BOA Patient Liaison Group
 - Getting It Right First Time – the patients' perspective

Discussion with Q&A

Spines free papers

10:00 – 11:30

Meeting Room 3

Co-Chairs

- Robert Marshall
- Sanford Emery, American Orthopaedic Association

Hip free papers

10:00 – 11:30

Arc

Co-Chairs

- John Skinner
- Dominic Meek

President's Guest Lecture

11:40 – 12:15

Main Auditorium

Chair

- Tim Wilton, BOA President

Speaker

- Professor James Wright
 - It's no longer OK to say I practice differently than everyone else

Wikipaedics update

12:30 – 13:15

Meeting Room 3

Chair

- Mike Reed, Chair, BOA Education Committee
- This session will provide an update on the progress made on the Wikipaedics initiative to date

Robert Jones Lecture

13:45 – 14:20

Main Auditorium

Chair

- Clare Marx, President, Royal College of Surgeons of England

Speaker

- Professor Joseph Dias
 - The Hand – our most important surgical instrument

Notes

Wednesday 14th September

OR UK

14:20 – 14:30

Main Auditorium

Chair

- Tim Wilton, BOA President

Speaker

- Dr Arash Angadji, Chief Executive, Orthopaedic Research UK (OR UK)
 - Accelerating the innovation process in orthopaedics: challenges and rewards

Trauma Revalidation: Now what? Tips from the top

14:40 – 16:10

Main Auditorium

Chair

- John Keating

Session outline

- AD Patel
 - Humeral nails – entry point and positioning
- David Stanley
 - Scary elbows – the proximal Monteggia
- Bob Handley, OTS President
 - Slow femurs – a simple approach
- Xavier Griffin
 - Distal Femur – weight bear to live
- Pete Bates
 - 3-D plateaus: view from the back
- Professor Ian Pallister
 - Blocking to success – Poller screws
- Bill Ricci
 - Go high – Suprapatellar tibial nails
- Ian Winson, BOA Vice President
 - Posterior malleolus – we know don't we?

Discussion with Q&A

Hip Revalidation: The complex Primary THA

14:40 – 15:25

Studio

Co-Chairs

- Jonathan Howell
- Stephen Jones

Session outline

Panel based session with case presentations.

- Matt Hubble
- Philip Mitchell
- Professor Colin Howie, BOA Immediate Past President
- Mike Rigby
- Sarah Muirhead-Allwood
- John Skinner
- Andrew Manktelow
- Professor Jean-Claude Theis, New Zealand Orthopaedic Association President

Discussion with Q&A

Charnley Lecture

15:25 – 16:10

Studio

Chair

- Professor Fares Haddad

Speaker

- Professor Don Garbuz
 - Introduction of new techniques/technology in orthopaedics: the role of RCTs

BOTA: Is UK Trauma and Orthopaedic surgical training dying?

14:40 – 16:10

Meeting Room 1

Co-Chairs

- Simon Fleming, BOTA President
- Mustafa Rashid, BOTA Past President

Session outline

- Training opportunities in the NHS
- Undermining, bullying and harassment in T&O
- Regional lottery – how good is YOUR region?
- The good, the bad, and the ugly of ARCPs, WBAs, and work schedules

Discussion with Q&A

Notes

Wednesday 14th September

BODS: Improving outcomes

14:40 – 16:10

Meeting Room 2

Chair

- Vinay Takwale, Chair, British Orthopaedic Directors Society

Session outline

- Dominic Inman and Mike Reed, Chair, BOA Education Committee
 - Patient centred Hip Fracture care – improving quality of care and mortality
- Andy Smallwood, Head of sourcing, NHS Wales Shared Services partnership
 - ODEP, Beyond Compliance and their use – the political/managerial perspective
- Peter Howard, Chair, Surgeon Outlier and Implant Performance committee of the National Joint Registry
 - Managing outliers in the National Joint Registry

Discussion with Q&A

Foot and Ankle free papers

14:40 – 16:10

Meeting Room 3

Chair

- Matthew Solan

Regulation of the use of implants

14:40 – 16:10

Arc

Chair

- Keith Tucker

Session outline

- Sion Glyn-Jones
 - Introduction to regulatory framework: The need for benchmarking
- Evert Smith
 - ODEP ratings in relation to hip implants
- Richard Parkinson
 - ODEP system as modified for the knee
- Speaker TBC
 - How does this apply to spines?
- Tim Wilton, BOA President
 - Beyond compliance

Discussion with Q&A

Trauma Revalidation: How to steal Ivory from the towers – applying the print

16:45 – 18:15

Main Auditorium

Chair

- Tim Chesser

Session outline

- Bob Handley, OTS President and Iain McFadyen
 - NICE and complex fractures
- Paul Dixon and John Keating
 - BOASTing and hip reviews
- Professor Matt Costa
 - Big science and being a trauma surgeon

Discussion with Q&A

Hip Revalidation: An update on approaches and bearings in THA

16:45 – 18:15

Studio

Co-Chairs

- Professor Fares Haddad
- Andrew Manktelow

Session outline

Approach

- Andrew Manktelow
 - Posterolateral: Safe and extensile
- William Aston
 - Anterolateral: Stable and proven
- Marcellino Maheson
 - Anterior: Do we now have evidence?
- Sujith Konan
 - Superior: The way forward?
- John Hodgkinson
 - Trochanteric osteotomy in Primary THA: Still a role?

Bearing

- Derek McMinn
 - Resurfacing still has a role
- Professor Justin Cobb
 - Ceramic on Ceramic: The perfect couple
- Dominic Meek
 - Cross linked poly: The innovation that worked
- Stephen Jones
 - Dual mobility: Why do we need it?
- Professor Fares Haddad
 - Which femoral head against the poly: Ceramic, Oxinium or Metal

Notes

Wednesday 14th September

Discussion with cases

Key note lecture

- David Beverland
 - Optimising your THA, the role of technique and component positioning

SAS Surgeons

16:45 – 18:15

Meeting Room 1

Chair

- Mamdouh Morgan, BOA SAS Surgeons Representative
 - SAS Surgeons: Where are we?

Session outline

- Ian Winson, BOA Vice President
 - How might the BOA and SAS Surgeons value each other
- Megan Wilson, JCST CESR and Policy Manager
 - CESR: Advice on applying
- David Limb, BOA Education Board Chair and BOA Honorary Secretary
 - SAS Surgeons as Educational and Clinical Supervisors
- Mike Reed, Chair, BOA Education Committee
 - SAS Surgeons lead the way: SAS Surgeons as a leader in T&O

Discussion with Q&A

Leadership for Clinical Directors

16:45 – 18:15

Meeting Room 2

Chair

- Tim Wilton, BOA President

Session outline

- Professor Tim Briggs, National Director for Clinical Quality and Efficiency, Department of Health
 - Challenges the Clinical Directors may face when implementing GIRFT
- Ajit Shetty
 - Responsibilities and challenges for Clinical Directors
- Stephen Hodgson
 - What a Medical Director needs from a Clinical Director

Discussion with Q&A

Knee free papers

16:45 – 18:15

Meeting Room 3

Co-Chairs

- Sanjeev Anand
- Leela Biant

BOOS: Primary bone tumours for FRCS (Orth) – all you need to know

16:45 – 18:15

Arc

Co-Chairs

- Paul Cool
- Rob Pollock

Session outline

- Lee Jeys
 - Benign Bone Tumours
- Craig Gerrand
 - Malignant Bone Tumours
- William Aston
 - Limb salvage options

Discussion with Q&A

- Professor Rob Grimer and Paul Cool
 - Quiz
- Paul Cool and Rob Pollock
 - Quiz results

Notes

Thursday 15th September

	Main Auditorium	Studio	Meeting Room 1	Meeting Room 2	Meeting Room 3	Arc
Registration opens at 07:15 – Tea and Coffee in Halls 1 and 2						
08:30 - 09:30	Trauma research	Foot and Ankle Revalidation: The diabetic foot and ankle	BOSRC: How to obtain NIHR funding and become a Chief Investigator	BJJ 360 Revalidation: Upper limb	Better Commissioning: Engagement and data	Simulation and Innovation in Simulation Prize
09:30 - 10:00	Tea and Coffee – Halls 1 and 2					
10:00 - 11:30	Understanding the Importance and Implications of Coding and Tariff	Foot and Ankle Revalidation: The diabetic foot and ankle ----- Naughton Dunn Lecture	BOA Young Investigator Award	BJJ 360 Revalidation: Lower limb	BORS: Orthopaedic implant infection	Simulation with free papers
11:30 - 11:40	Relocate to Main Lecture Theatre					
11:40 - 12:10	King James IV Professorship Lecture					
12:10 - 12:25	2016 Awards and Prizes					
12:25 - 13:10	AGM					
13:10 - 13:45	Lunch – Halls 1 and 2 (Exhibition area - Exhibition will close at 13:45)					
13:45 - 14:15	President's Handover					
14:15 - 14:25	Relocate to Session Rooms					
14:25 - 15:55	The Impact of Guidelines on Modern Trauma Practice	Medico-legal	Quality Improvement free papers	Virtual Interactions with Patients	Limb Reconstruction Revalidation: This Fracture is not healing, what should I do next?	ARMA: MSK clinical networks – shaping the future of MSK care
15:55 - 16:25	Tea and Coffee – Bar 1 and Gallery 1					
16:25 - 17:25	Trauma Resuscitation: Leadership, teamwork and maintaining skills as orthopaedic surgeons	Medico-legal	Computer Assisted Spinal Surgery including Revision Surgery	General Topic free papers	Hands free papers	WOC

Notes

Thursday 15th September

Trauma research

08:30 – 09:30

Main Auditorium

Chair

- Professor Matt Costa
 - New multi-centre trauma trials in the UK – your chance to get involved

Session outline

- Professor Alan Johnstone
 - New surgical interventions and clinical trials in the UK
- Dr Steve Olsen
 - Clinical research: The US perspective

Discussion with Q&A

Foot and Ankle Revalidation: The diabetic foot and ankle

08:30 – 09:30

Studio

Co-Chairs

- Rick Brown
- Anna Chapman

Session outline

- Rhys Thomas
 - Charcot Arthropathy: Diagnosis and management principles
- Fred Robinson
 - 2016 Guidelines for the multidisciplinary care of the diabetic foot and ankle patient

Discussion with Q&A

BOSRC: How to obtain NIHR funding and become a Chief Investigator

08:30 – 09:30

Meeting Room 1

Chair

- Dr Catriona McDaid, Senior Research Fellow, BOA Orthopaedic Surgery Research Centre at York Trials Unit
 - Right question, right funding stream

Session outline

- Professor Catherine Hewitt, Deputy Director, BOA Orthopaedic Surgery Research Centre at York Trials Unit
 - Developing a competitive grant application

- Paul Baker, Consultant Orthopaedic Surgeon, South Tees Hospitals NHS Foundation Trust
 - Becoming a chief investigator: A personal perspective

Discussion with Q&A

BJJ 360 Revalidation: Upper limb

08:30 – 09:30

Meeting Room 2

Chair

- Ben Ollivere

Faculty

- Lee Van Rensburg
- Michael Kelly

A review of the: 'you shouldn't miss' papers from across the generality of orthopaedics and trauma in the upper limb. The session will focus on key clinical take home messages and provide plenty of time for open floor debate surrounding contentious and novel papers. Based around Bone and Joint 360 format this session will cover papers from all specialist, general upper limb and trauma journals.

This session is aimed at all orthopaedic surgeons involved in the management of patients presenting with upper limb conditions, in both elective and emergency setting, providing an overview of the latest research, and an update on current thinking in the key areas that the general orthopaedic surgeon is likely to encounter in the upper limb context.

Better Commissioning: Engagement and data

08:30 – 09:30

Meeting Room 3

Chair

- Grey Giddins, BOA Council Commissioning Lead

Session outline

- Professor Peter Kay, National Clinical Director for MSK, NHS England
 - Current priorities in MSK Commissioning
- Miles Freeman, National Lead, Optimal Value Pathways, NHS Right Care
 - The Right Care project examples in orthopaedics
- Geoffrey Taylor
 - Success, challenges and overcoming barriers

Discussion with Q&A

Notes

Thursday 15th September

Simulation and Innovation in Simulation Prize

08:30 – 09:30

Arc

Chair

- Catherine Kellett
 - Introduction

BOA Innovation in Simulation Prize presentations

- James Tyler
 - "An inexpensive universal arthroscopic shoulder simulator"
- Anoop Prasad
 - "The development of a cognitive simulation tool for teaching British Orthopaedic Association Standards for Trauma (BOAST) guidelines"
- Julian Maempal
 - "DHS Guidewire Simulator"

Session outline

- Maulik Gandhi
 - Simulation in shoulder arthroscopy: How, when and why
- Henry Colaco
 - Simulation in BESS

Discussion with Q&A

Understanding the Importance and Implications of Coding and Tariff

10:00 – 11:30

Main Auditorium

Chair

- Rohit Kulkarni
 - Introduction
 - Understanding coding and HRG4+

Session outline

- Martin Campbell and Steve Gillett
 - Process, policy and economics of tariff setting
- Ashley Cole
 - The clinical implications of tariff

Discussion with Q&A

Foot and Ankle Revalidation: The diabetic foot and ankle

10:00 – 10:40

Studio

Co-Chairs

- Rick Brown
- Anna Chapman

Session outline

- Matthew Solan
 - The "hot" diabetic foot/foot attack!
- Chris Walker
 - Don't panic – it's only a diabetic! Management strategies in the traumatised diabetic foot and ankle patient

Discussion with Q&A

Naughton Dunn Lecture

10:40 – 11:30

Studio

Co-Chairs

- Rick Brown
- Anna Chapman

Speaker

- Professor James L Barrie
 - Diabetes, foot deformity and a learning culture

BOA Young Investigator Award

10:00 – 11:30

Meeting Room 1

Co-Chairs

- Hiro Tanaka
- Simon Donell

Notes

Thursday 15th September

BJJ 360 Revalidation: Lower limb

10:00 – 11:30
Meeting Room 2

Chair

- Ben Ollivere

Faculty

- Sebastian Dawson-Bowling
- Fred Robinson
- Michael Kelly

A review of the: 'you shouldn't miss' papers from across the generality of orthopaedics and trauma in the lower limb. The session will focus on key clinical take home messages and provide plenty of time for open floor debate surrounding contentious and novel papers. Based around Bone and Joint 360 format this session will cover papers from all specialist, general lower limb and trauma journals.

This session is aimed at all orthopaedic surgeons involved in the management of patients presenting with lower limb conditions, in both elective and emergency setting, providing an overview of the latest research, and an update on current thinking in the key areas that the general orthopaedic surgeon is likely to encounter in the lower limb context.

BORS: Orthopaedic implant infection

10:00 – 11:30
Meeting Room 3

Chair

- Professor Gordon Blunn, BORS President
- Biofilms

Session outlines

- Professor Tim Briggs, National Director for Clinical Quality and Efficiency, Department of Health
- Cost of infection
- Roger Baston
- New treatments for infected implants
- Professor Hamish Simpson
- Infection and treatment
- Alex Liddle
- Current treatments for infected implants

Discussion with Q&A

Simulation with free papers

10:00 – 11:30
Arc

Co-Chairs

- Catherine Kellett
- Kash Akhtar

Session outline

- Catherine Kellett
- Introduction and announcement of Innovation in Simulation winner

Free papers

- Kash Akhtar
- Research methods in Simulation
- James Tomlinson
- Simulation – playing golf in the dark?
- Lisa Hadfield-Law
- Top tips for Simulating Non-Technical skills
- Catherine Kellett
- Simulation and the BOA Simulation Group

Discussion with Q&A

King James IV Professorship Lecture

11:40 – 12:10
Main Auditorium

Chair

- Alastair Gibson, RCS Edinburgh Council

Speaker

- Professor Robin Paton
- Clinical and sonographic screening in DDH: is it effective?

Awards and Prizes

12:10 – 12:25
Main Auditorium

Chair

- David Limb, BOA Education Board Chair and BOA Honorary Secretary

Speaker

- Tim Wilton, BOA President

Notes

Thursday 15th September

AGM

12:25 – 13:10
Main Auditorium

President's Handover

13:45 – 14:15
Main Auditorium

Co-Chairs

- Tim Wilton, BOA President
- Ian Winson, BOA Vice President

The Impact of Guidelines on Modern Trauma Practice

14:25 – 15:55
Main Auditorium

Chair

- Tim Chesser

Session outline

- Bob Handley, OTS President
 - NICE Trauma guidelines for non-complex fractures: Will my practice have to change?
- William Harries and Adam Brooks
 - Ankle fractures – the new BOAST: What does this mean?
- Ian McNab and Tim Chesser
 - Wrist fractures – BOA Blue Books: Evidence based practice, what I need to know
- Dr Steve Olson
 - The evolving role of guidelines in fracture care in the United States

Discussion with Q&A

Medico-legal

14:25 – 15:55
Studio

Chair

- Mike Foy, Chair, BOA Medico-legal Committee

Speaker

- James Badenoch QC
 - The Montgomery Ruling and the decline of the Bolam Test

Discussion with Q&A

Quality Improvement free papers

14:25 – 15:55
Meeting Room 1

Chair

- Mike Reed, BOA Council

Virtual Interaction with Patients

14:25 – 15:55
Meeting Room 2

Chair

- Lech Rymaszewski
 - Introduction and overview

Session outline

- Paul Jenkins
 - The evidence so far
- Sue Deakin
 - Commissioning virtual services
- Martin Stone
 - Virtual arthroplasty follow-up
- David Stephenson QC
 - Medico-legal aspects
- Odhran Murray
 - Teaching and training
- Lucy Cassidy
 - Effective communication with patients
- Dr Stephen Radley
 - Technology potential for two-way communication

Discussion with Q&A

Notes

Thursday 15th September

Limb Reconstruction Revalidation: This Fracture is not healing, what should I do next?

14:25 – 15:55

Meeting Room 3

Chair

- Durai Nayagam

Session outline

- Nikos Giotakis
 - Why did it fail to heal?
- Simon Britten
 - The role of circular fixators in the management of fracture non unions
- Amer Shoaib
 - The evidence for adjuvants in the management of non-unions
- Alan Norrish
 - Non-frame surgical options to manage a non-union
- Badri Narayan
 - Case presentations and ask the audience

Discussion with Q&A

ARMA: MSK clinical networks – shaping the future of MSK care

14:25 – 15:55

Arc

Chair

- Federico Moscogiuri, Chief Executive, Arthritis and Musculoskeletal Alliance

Faculty

- Professor Peter Kay, National Clinical Director for MSK, NHS England
- Grey Giddins, BOA Council Commissioning Lead
- Miles Freeman, National Lead, Optimal Value Pathways, NHS Right Care
- Nick Welch, Bone and Joint Decade Ambassador

Session outline

- Overview of how MSK services in England are increasingly being delivered and commissioned
- How the MSK community is working together in partnership to shape this, and the role of orthopaedics
- How you can be involved in taking this forward in your locality
- A seamless patient pathway: A patient perspective

Discussion with Q&A

Trauma Resuscitation: Leadership, teamwork and maintaining skills as orthopaedic surgeons

16:25 – 17:25

Main Auditorium

Chair

- Stephen Aldridge

Session outline

- Ben Ollivere
 - The Nottingham Experience: How we do it and why?
- Sarah Platt
 - Team working: How to get the best performance out of an ever changing team
- Dominic Inman
 - View from a Trauma Unit: Dealing with the occasional severely injured patient

Discussion with Q&A

Medico-legal

16:25 – 17:25

Studio

Chair

- David Warwick

Session outline

Debate, "This House believes that the Supreme Court decision in the case of Montgomery is a step too far"

- Mike Foy, Chair, BOA Medico-legal Committee
 - Proposer
- Speaker TBC
 - Seconder
- Bo Polvsen
 - Against
- Speaker TBC
 - Seconder

Discussion with Q&A

Notes

Thursday 15th September

Computer Assisted Spinal Surgery including Revision Surgery

16:25 – 17:25

Meeting Room 1

Co-Chairs

- Kamal Deep
- Robin Strachan

Session outline

- Dr Franke Lamp, Schon Klinik
 - Benefits of computer navigation in revision total knee arthroplasty
- Andrew O'Brien
 - Are the outcomes of Spinal Surgery better with Spinal Navigation

Discussion with Q&A

General Topics free papers

16:25 – 17:25

Meeting Room 2

Co-Chairs

- Adam Brooks, BOA Council
- Philip Mitchell, BOA Council

Hands free papers

16:25 – 17:25

Meeting Room 3

Co-Chairs

- Daniel Brown
- Professor Joseph Dias

WOC

16:25 – 17:25

Arc

Co-Chairs

- Deepa Bose
- Steve Mannion

Session outline

- Professor Seggy Abudu
 - Challenges of Joint Replacements in Sickle Cell Disease in developing countries
- Steve Mannion
 - Capacity building in orthopaedics in Papua New Guinea
- Ashtin Doorgakant
 - Challenges of managing femoral neck fractures in a low resource setting

Discussion with Q&A

Notes

Friday 16th September

	Main Auditorium	Studio	Meeting Room 1	Meeting Room 2	Meeting Room 3	Arc
Registration opens at 07:15 – Tea and Coffee in Registration area						
09:00 - 10:30	Irish Orthopaedic Association	British Indian Orthopaedic Society: Complications in orthopaedic surgery-prevention and management	Clinical Examination Course (Pre-registration only)	Medical Students' Session	Non-Technical Skills (NOTTs) – RCSEd (Pre-registration only)	TOCS and TOES (Pre-registration only)
10:30 - 11:00	Tea and Coffee – Bar 1 and Gallery 1					
11:00 - 12:30	Irish Orthopaedic Association	British Indian Orthopaedic Society: Complications in orthopaedic surgery-prevention and management	Clinical Examination Course (Pre-registration only)	Medical Students' Session	Non-Technical Skills (NOTTs) – RCSEd (Pre-registration only)	TOCS and TOES (Pre-registration only)
12:30 - 13:30	Lunch – Bar 1 and Gallery 1					
13:30 - 16:00	Irish Orthopaedic Association		Clinical Examination Course (Pre-registration only)	Medical Students' Session	Good Clinical Practice (GCP) Training	TOCS and TOES (Pre-registration only)
Close						

Notes

Friday 16th September

Irish Orthopaedic Association

09:00 – 16:00

Main Auditorium

Chair

- TBC

Session outline

Free papers

British Indian Orthopaedic Society: Complications in orthopaedic surgery – prevention and management

09:00 – 10:30

Studio

Co-Chairs

- Amit Tolat
- Sunil Garg

Session outline

Complications after upper limb surgery

- Professor Raj Murali
 - Fractures of the distal radius
- Sudhi Ankarath
 - Fractures of the scaphoid
- Anand Arya
 - Complex elbow fractures
- Professor Bijayendra Singh
 - Fractures of the proximal humerus
- Vijay Bhalaik
 - Fractures of the clavicle
- Puneet Monga
 - Shoulder replacements

Discussion with Q&A

Clinical Examination Course

09:00 – 16:00

Meeting Room 1

Chair

- Fazal Ali

Faculty

- John Wright
- Joe Garcia
- Shantanu Shahane
- James Fernandes
- Amjid Ali
- Paul Haslam
- Paul Banaszkiewicz
- Ian Braithwaite
- Nick Phillips
- Irwin Lasrado
- Ben Gooding
- Deiry Kader
- Stan Jones

Session outline

(09:00 – 12:30)

Lectures on Clinical Examination of the hip, knee, foot and ankle, spine, shoulder, elbow, hand and wrist and the peripheral nerves of the upper limb.

(13:30 – 16:00)

Practical stations; Participants rotate in groups (based on experience) through stations every 25 minutes

- Stations: Hip, knee, foot and ankle, spine, shoulder and elbow, wrist and hand and peripheral nerves

Notes

Friday 16th September

Medical Students' session

09:00 – 16:00

Meeting Room 2

Please note session begins at 10:00

Chair

- Duncan Tennent, BOA Education Committee

Session outline

- Duncan Tennent, BOA Education Committee
 - Welcome and introduction
- Simon Fleming, BOTA President
 - A career in T&O, how to get ahead
- Yemi Pearce
 - How to present an abstract

Free papers

- Ian Winson, BOA Vice President
 - How the BOA influences MSK Care

Presentation of Medical Students' Free Paper prize

Non-Technical Skills

09:00 – 12:30

Meeting Room 3

Faculty

- Simon Paterson-Brown, Consultant General and Upper GI Surgeon Royal Infirmary of Edinburgh, Chairman Patient Safety Board
- Philip Henman, Consultant Orthopaedic Surgeon Newcastle

Session outline

This is a workshop discussing, demonstrating and using the NOTTs taxonomy for observing surgeons' non-technical skills in the operating room. The role of human factors and non-technical skills in adverse events will be explored along with how better non-technical skills can reduce errors and improve performance. The workshop will involve lectures, video scenarios, interactive group discussions and audience response systems.

TOCS and TOES

09:00 – 16:00

Arc

Faculty

- Lisa Hadfield-Law, BOA Education Advisor

Session outline

- Principles of effective surgical assessment
- Providing effective feedback
- Getting the most from the T&O curriculum
- Maximising ISCP workplace based assessments
- Agreeing a learning plan
- Challenges facing trainers

British Indian Orthopaedic Society: Complications in orthopaedic surgery – prevention and management

11:00 – 12:30

Studio

Co-Chairs

- Gautam Chakrabarty
- Nikhil Kharwadkar

Session outline

Complications after lower limb surgery

- Sanjeev Patil
 - Fractures around the hip
- Nikhil Shah
 - Total hip replacement
- Om Lahoti
 - Fractures around the knee
- Vipul Mandalia
 - Ligament surgery of the knee
- Badri Narayan
 - Pilon fractures
- Maneesh Bhatia
 - Forefoot surgery

Discussion with Q&A

Notes

Friday 16th September

Good Clinical Practice Training Course

13:30 – 16:00

Meeting Room 3

Chair

- Gareth Hayes, GCP Consultant and Co-editor of the Journal of Clinical Research and GCP

Session outline

This session is essential to everyone who is actively involved in the clinical research arena or who is planning to do research and requires GCP certification to continue. It will provide all the latest information on the new regulations, particularly regarding Statutory Instruments, additional requirements for informed consent and the importance of the quality management systems and the audit/inspection process. It will also include details about GCP in the field of Medical Devices and the Quality Standard ISO14155. The session will finish with an update on the revised ICH GCP E6 (Version 2) and the new European Regulation that supersedes the current European Directives. The session uses a blend of trainer input and group exercise. All attendees will receive certification.

Notes



BOA Instructional Course 2017

Saturday 7th - Sunday 8th January
Manchester Conference Centre

REGISTRATION NOW OPEN

boa.ac.uk/events/instructional-course/



The British Orthopaedic Association's Annual Instructional Course offers delegates a unique opportunity to take part in a number of clinical case based discussions (CBDs) while preparing for their FRCS examination. The course brings together trauma and orthopaedic trainees at all stages of their postgraduate training with expert speakers ensuring two days of continuous engagement and learning.

The BOA Instructional Course is a highly anticipated event on the BOA's training and education calendar and places are extremely limited. The 2016 course proved to be very popular so register early to guarantee your place for 2017!

The focus of the 2017 Instructional Course will be on **spine and trauma** with the opportunity to obtain clinical case based discussions (CBDs) in the following areas:

- Physiology of Trauma
- Complications of inflammatory spine conditions
- Immediate assessment, care and referral of spinal trauma

The remainder of the programme will be developed and tailored to topics most relevant to trainees.



Follow us on Social Media:



@BritOrthopaedic #BOAIC



British Orthopaedic Association



BritOrthopaedic

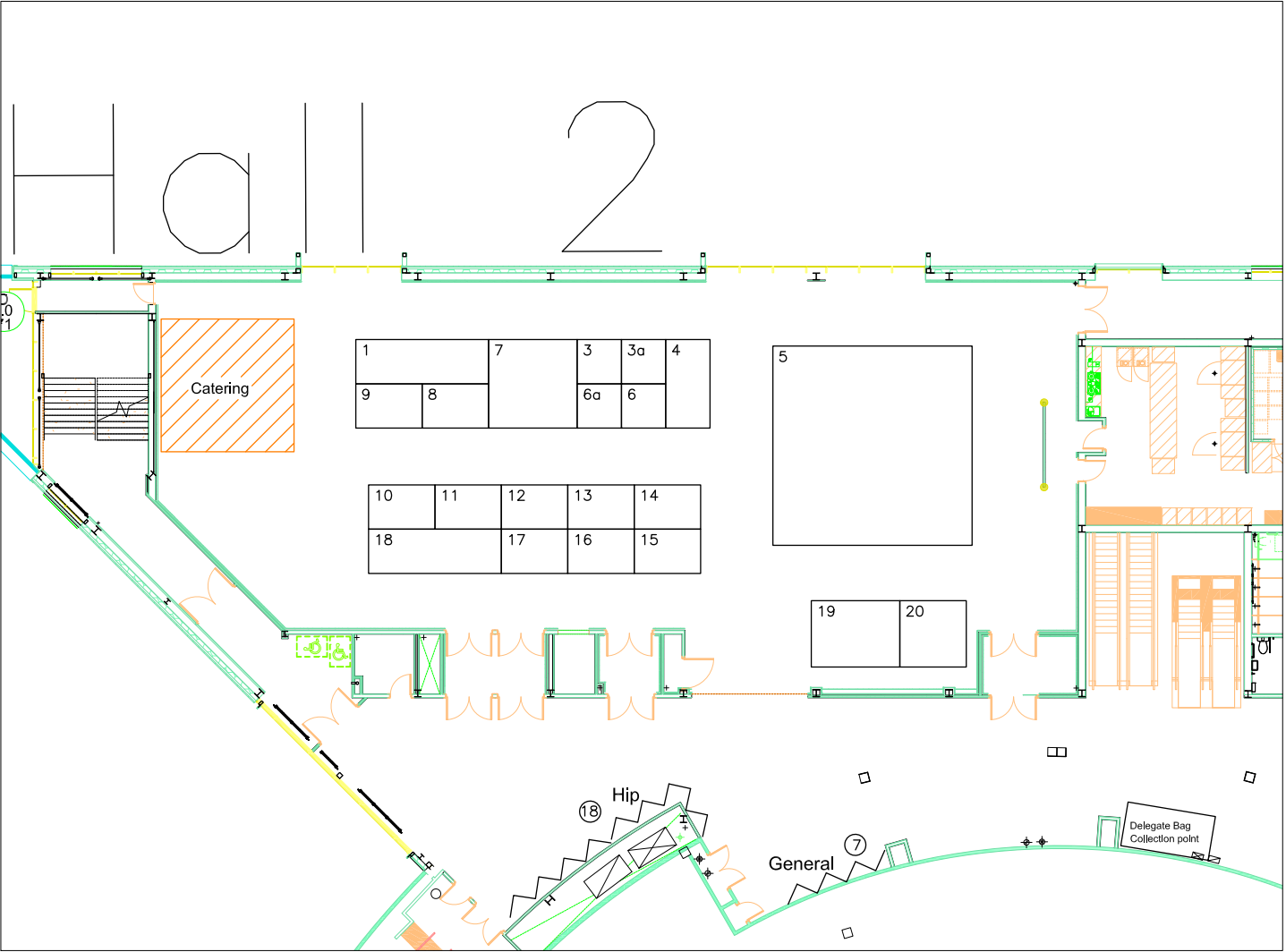
Contact: policy@boa.ac.uk

Exhibition Floor Plan - Hall 1



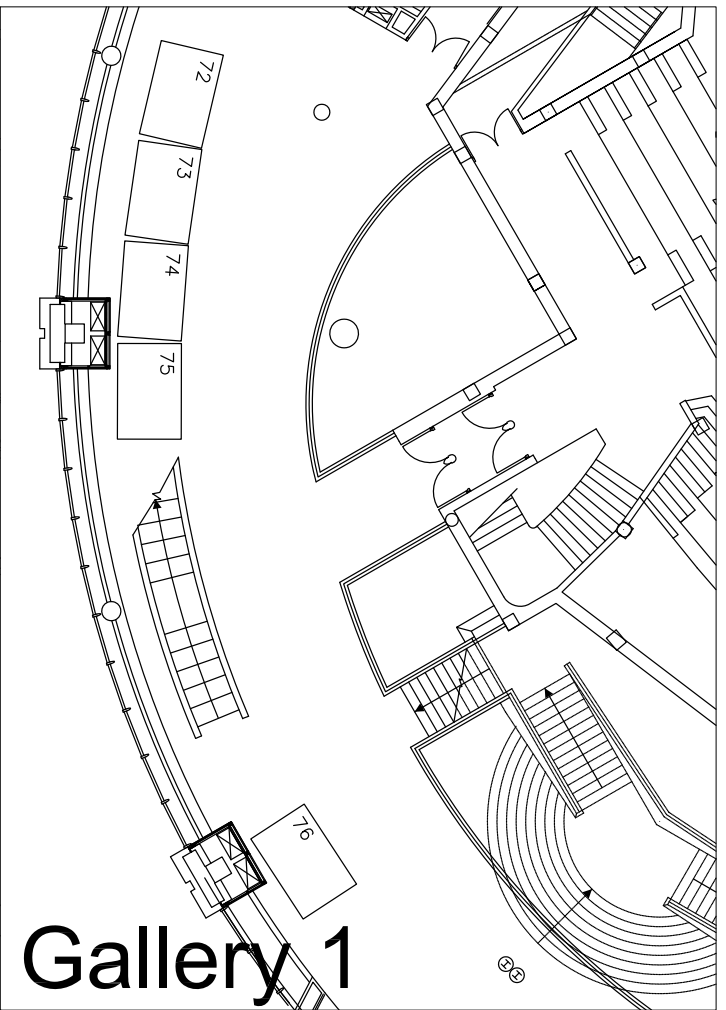
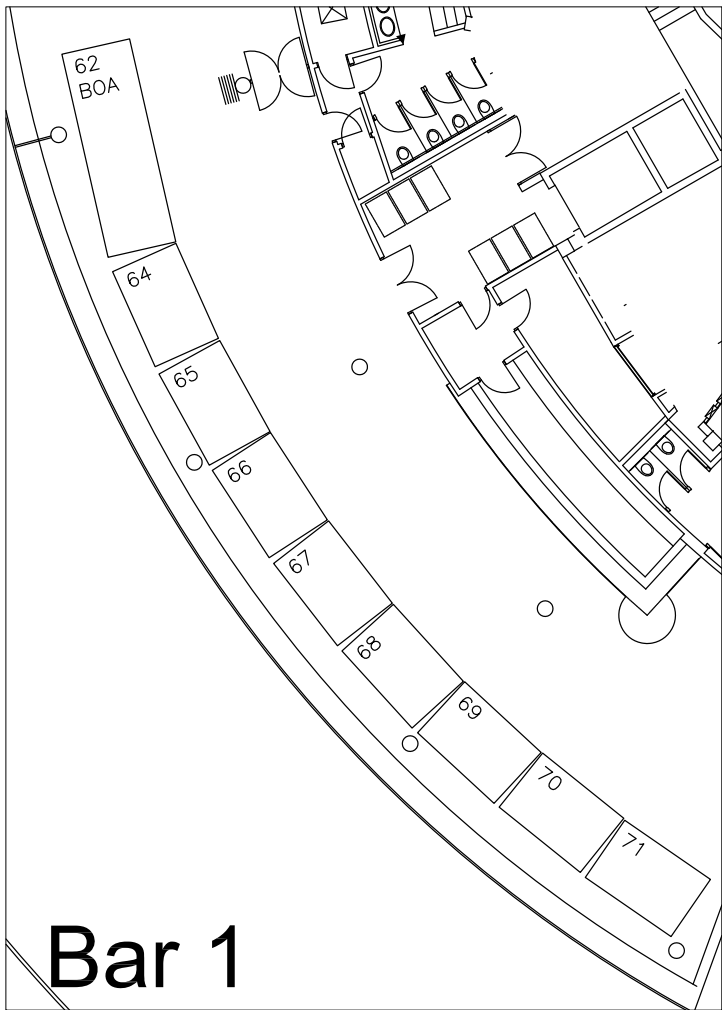
Notes

Exhibition Floor Plan - Hall 2



Notes

Exhibition Floor Plan - Bar 1 and Gallery 1



Notes

Exhibitors

Company	Location	Stand	Company	Location	Stand
3B Scientific Ltd	Hall 1	58A	Medtech Search Associates	Hall 1	35
Acumed Ltd	Hall 2	19	National Hip Fracture Database, The	Hall 1	55A
Advance Recruitment	Hall 1	36	National Joint Registry, The	Hall 1	57
Amplitude Clinical Services	Hall 1	37	National Osteoporosis Society	Bar 1	66
AOUK	Hall 1	54	Onbone Ltd	Hall 2	20
Axial3D	Hall 2	14	Orthimo Ltd	Bar 1	64
Biocomposites	Bar 1	67	OrthoLink (Scotland) Ltd	Hall 2	4
Bioventus Cooperatief U.A.	Hall 1	23	Orthopaedic Trauma Association (OTA)	Bar 1	65
Bluespier	Hall 1	39	Össur UK Ltd	Gallery 1	72
Bojin UK Ltd	Bar 1	68	OTSIS – Orthopaedic and Trauma Specialists Indemnity Scheme	Hall 1	26
Bone & Joint Journal, The	Hall 2	15	PPM Software Ltd	Hall 1	51
British Orthopaedic Association (BOA)	Bar 1	62	Premium Medical Protection	Hall 1	25
British Orthopaedic Trainees Association (BOTA)	Gallery 1	73	Ramsay Health Care UK	Hall 1	33
Carestream	Hall 2	1	Referapatient	Hall 2	8
Corin Group	Hall 1	59	Royal College of Physicians and Surgeons of Glasgow, The	Hall 1	44
Crowther Ballantyne Associates Ltd	Hall 1	45	Royal College of Surgeons of Edinburgh, The	Hall 1	32
DePuy Synthes	Halls 1 and 2	7 and 50	Royal College of Surgeons of England, The	Hall 2	12
Direct Medics Ltd	Gallery 1	76	SATO UK Ltd	Hall 1	42
Edge Medical	Hall 1	58	Sawbones Worldwide	Hall 1	53
G + N Medical	Hall 2	16	SECTRA	Hall 1	52
GE Healthcare	Hall 1	46	SI-BONE UK Ltd	Hall 1	24
General Medical Council	Bar 1	69	Siemens Healthineers	Hall 2	10
GROUP FH ORTHO	Hall 2	18	Smith & Nephew Syncera	Hall 1	29 and 48
Harley Davidson	Bar 1	70	Stryker UK Ltd	Hall 1	47
Heraeus Medical GmbH	Hall 1	55	Surgical Holdings	Hall 2	6
Hospital Innovations	Hall 1	56	Symbios UK Ltd	Hall 1	28
Intrapharm Laboratories Ltd	Hall 1	34	Syncera	Hall 1	29 and 48
JRI Orthopaedics Ltd	Hall 1	60	Tesla Motors	Hall 1	21
KARL STORZ Endoscopy UK Ltd	Hall 1	41	Twelve-By-Seventy-Five	Hall 2	17
Kebomed UK Ltd	Hall 2	9	VirtaMed	Hall 2	13
LEDA Orthopaedics	Hall 1	31	Warwick Clinical Trials Unit	Hall 2	6A
Lima Orthopaedics UK Ltd	Hall 1	22A	Wesleyan Assurance Society	Hall 1	38
Mathys Orthopaedics Ltd	Hall 1	43	Wisepress Medical Bookshop	Hall 1	49
Medacta	Hall 1	61	X-Bolt Orthopaedics	Hall 1	30
Medartis Ltd	Hall 1	40	Zimmer Biomet	Hall 2	5
Medical Billing & Collection	Hall 1	22			
Medical Defence Union, The	Hall 2	11			

Notes

Exhibitors

3B Scientific Ltd

01934 425333
uk3bs@3bscientific.com
www.3bscientific.com



3B Scientific® is represented in approximately 100 countries worldwide in the Educational and Medical sectors. Our product line includes ORTHOBONES®, simulated bone models that are as close to real bone as possible. Other areas of speciality are medical simulators, injection trainers, artificial skeletons, torsos and anatomical models. The quality of 3B Scientific® Products has officially been certified according to DIN EN ISO 9001:2008. This approach of Quality Management underlines our belief in product improvement and customer orientation.

Acumed Ltd

01264 774450
customerservices@acumed.uk.com
www.acumed.net



Acumed is a global leader in developing innovative orthopaedic and medical solutions to improve patient care. Acumed has more than two decades of experience in the orthopaedic industry, staying true to the Acumed mission of aiding the afflicted through the ingenuity of our minds, the labour of our hands and the compassion of our hearts. Acumed delivers industry leading medical implants alongside an extensive medical professional education programme dedicated to improving patient outcome in surgery.

Hall 1, Stand 58A

Advance Recruitment

0161 969 9700
info@advancerecruitment.net
www.advancerecruitment.net

Advance.

Advance Recruitment are long standing specialists in medical sales and marketing recruitment for medical device companies. We provide a personalised service to candidates and clients alike and deal with Medical Sales Professionals, Marketing Personnel, Trainers and Nurse Advisors. We recruit at all levels from Graduate or RGN Trainee through to Experienced Sales Executives, Managers and Directors. Our infrastructure allows us to deal with clients, both large and small, throughout the UK.

Amplitude Clinical Services

0333 014 6363
customer.support@amplitude-clinical.com
www.amplitude-clinical.com



The Amplitude pro™ series is a new way of capturing and managing PROMS. It uses web based software to enable the collection of Clinical Outcomes for a variety of treatment pathways. pro enterprise™, pro one™ and pro registry™ combines clinical outcomes and patient experience evaluations by utilising efficient, cost effective, web based automated software.

The result shows clinically valid, representative and meaningful data that paints a clearer picture of each patient's level of health and expected recovery. Clinicians are engaged with clinical outcomes processes at their hospital, you get the insight you need to better manage your hospital services and patients get a consistently high standard level of care.

Hall 1, Stand 36

Hall 1, Stand 37

Notes

Exhibitors

AOUK

Hall 1, Stand 54

01904 787767
aouki1@btconnect.com
www.aouk.org



The AO Foundation is a charitable organisation, which is dedicated to the promotion of excellence in surgery of musculoskeletal trauma. AOUK is the Anglo-Irish section of the foundation and through its education department delivers non-profit making courses in the UK and Ireland to train young surgeons and operating room personnel in the theory and practice of trauma.

The membership of AOUK consists of a group of established surgeons and ORPs who freely give their time to teach on the 30 courses that are run by AOUK annually. AOUK also offer research grants and fellowships.

Axial3D

Hall 2, Stand 14

02890 183590
d.crawford@Axial3D.com
www.Axial3D.com



Axial3D specialises in medical 3D printing to advance both standards and efficiency of surgical intervention. We create precise 3D models, generated from patient CT and MRI data, to aid diagnosis and enhance pre-operative planning.

Having access to a patient's full scale anatomical model, whether it be a heart or pelvis, has allowed surgeons to more accurately diagnose and determine treatment for that patient. With our models, surgeons can trial new techniques and prepare equipment well in advance of stepping into the operating theatre. Less time in surgery greatly reduces the risk of complications, speeds recovery and saves time and money.

Biocomposites

Bar 1, Stand 67

01782 338580
marketing@biocomposites.com
www.biocomposites.com



At Biocomposites, we are proud to be driving improved outcomes across a wide range of clinical applications for patients and surgeons. Our team of specialists is singularly focused on the development of innovative calcium compounds for surgical use.

With over 25 years' experience and an unrivalled dedication to quality, the products we research, engineer and manufacture are at the forefront of calcium technology.

Bioventus Cooperatief U.A.

Hall 1, Stand 23

0031 235548849
international.events@bioventusglobal.com
www.bioventusglobal.com



Advancing Orthobiologics to Enhance the Body's Ability to Heal. Bioventus is the recognised leader in bone stimulation devices with EXOGEN®, and among the leading companies of hyaluronic acid treatments for osteoarthritis (DUROLANE®). Our active healing therapies work together with the body's natural healing process, thereby shortening recovery time and potentially minimising the overall cost. Our clinically proven solutions can help patients to get their lives back on the right track.

Notes



Exhibitors

Bluespier

0333 014 6262
info@bluespier.com
www.bluespier.com



Bluespier International is a leading provider of theatre management solutions, focused on delivering innovative services that support the work of healthcare professionals and improve health outcomes. The Bluespier software applications are used in over 50 NHS hospitals in the UK as well as in private hospitals in both the UK and Ireland. Its theatre management suite is clinically focused and designed to enable hospitals to manage theatre, trauma, anaesthetics, pre-theatre and stock activities more efficiently.

Bojin UK Ltd

07561 152972
leonardo.m@bojin-medical.com
www.bojin-medical.com



Established in 1993 and headquartered in Shanghai, Bojin is an advanced orthopaedic equipment manufacturer and solutions provider. Its products range from surgical power tools, blades, burs and reamers to X-ray fluoroscopy devices. It has more than one hundred types of orthopaedic products under 8 series which have received QC certification of 3C, ISO9001, ISO13485, CE of the EU, and FDA Registry. Bojin exports to over 60 countries and has established branches across North America, Europe and Asia.

Hall 1, Stand 39

Bone & Joint Journal, The

0207 782 0010
info@boneandjoint.org.uk
www.bjj.boneandjoint.org.uk



Visit The Bone & Joint Journal (formerly JBJS Br) at stand #15 to collect your free USB drive! And if you are a BOA member, visit stand #15 to activate the online portion of your subscription to The Bone & Joint Journal and Bone & Joint 360 quickly and easily.

Plus find out how to download the free Bone & Joint journals app for Apple and Android so you can read full-text articles on the go!

Hall 2, Stand 15

Bar 1, Stand 68

British Orthopaedic Association

Bar 1, Stand 62

020 7405 6507
events@boa.ac.uk
www.boa.ac.uk



The British Orthopaedic Association (BOA) is the Surgical Specialty Association for Trauma and Orthopaedics in the UK. We provide national leadership, a unifying focus, and charitable endeavour by Caring for Patients, Supporting Surgeons and Transforming Lives.

As a membership organisation we care for patients and support surgeons by focusing on excellence in; Professional Practice, Training and Education and Research. Meet the BOA staff at stand 62 and don't forget to purchase the BOA merchandise.

Notes

Exhibitors

British Orthopaedic Trainees Association

president@bota.org.uk
www.bota.org.uk



The British Orthopaedic Trainees' Association, BOTA, was set up under the direction of Mr Richard Rawlins in 1987 following a meeting in Oxford when 45 Senior Registrars met at a symposium entitled 'Planning a career in Orthopaedic Surgery'.

It subsequently became affiliated to the British Orthopaedic Association. Since its foundation, the membership has increased from the founding 45 to the current level of in the order of over 1000 Specialist Registrars (and recently appointed consultants). Orthopaedic Surgeons make up around 40% of the membership of the Royal Colleges, and as the largest surgical subspecialty we devolved from ASiT, the Association of Surgeons in Training, to represent the views of Orthopaedics specifically.

However, ASiT and BOTA have a very good working relationship, and work together on many issues to represent surgical trainees as a collective. Currently, full membership is available to all doctors holding an NTN in Trauma and Orthopaedics. As of 2010, junior membership is available to all other qualified doctors in approved training programmes (ie FY, CT or non-RTT ST).

Gallery 1, Stand 73

Carestream

01442 838864
jane.grimsley@carestream.com
www.carestream.com

Carestream

Carestream is a worldwide provider of medical imaging systems. We are partnering with leading orthopaedic and sports medicine specialists to develop a new cone beam computed tomography (CBCT) three-dimensional medical imaging system for capturing orthopaedic images of patient extremities (knees, legs, feet, arms and hands). It is also being designed to provide weight-bearing images of knees, legs and feet which are difficult to obtain. (Investigational - not available for commercial sale).

Corin Group

01285 659866
info@coringroup.com
www.coringroup.com

Corin

Responsible Innovation

As a leader in orthopaedic innovation, Corin has pioneered a number of landmark developments in the medical device arena and is proud to have improved the quality of life for thousands of patients. Associated with some of the most important developments over the last 30 years, Corin continues to invest in new technologies and delivers Responsible Innovation through cutting edge hip and knee implant solutions to health professionals around the globe.

Hall 2, Stand 1

Hall 1, Stand 59

Notes

Exhibitors

Crowther Ballantyne Associates Ltd

Hall 1, Stand 45

01636 642830
gcrowther@cbassociates.co.uk
www.cbsearch.com



Crowther Ballantyne Associates are the original dedicated recruitment partner to the world's leading orthopaedic companies. Established in 1999 we are proud to have been responsible for recruiting some of the best and most exciting sales and marketing talent in the industry as well as enhancing many careers. Gavin Crowther is still as passionate as ever about his business and would welcome the chance to discuss your career aspirations.

DePuy Synthes

Halls 1 and 2, Stands 7 and 50

0113 387 7800
ukmarketingdept@its.jnj.com
www.depuyssynthes.com



DePuy Synthes Companies of Johnson & Johnson is the largest, most innovative and comprehensive orthopaedic business in the world, built upon the strong legacies of two great companies. We are a total solutions company. Our broad array of inspired, innovative and high quality offerings help advance the health and wellbeing of people around the world. With insights from patients, physicians, providers, payors and policymakers to guide us, DePuy Synthes Companies are uniquely positioned to meet these needs and deliver life-changing medical innovation. At DePuy Synthes Companies, we aspire to be your partner of choice, delivering high standards of quality in everything we do.

Direct Medics Ltd

Gallery 1, Stand 76

028 9059 0077
helen.mcaleese@directmedics.com
www.directmedics.com



Direct Medics has provided specialist recruitment solutions to doctors and healthcare providers in the UK and Ireland since 2000. We offer locum and permanent opportunities to doctors of all grades across acute, primary care and mental-health positions and to both the public and the private sectors.

As a responsible recruiter and designated body for GMC revalidation, we ensure support and guidance before, during and after every placement with our doctors efficiently and confidentially managed.

Edge Medical Ltd

Hall 1, Stand 58

07850 380489
steve.millett@edgemedical.co.uk
www.edgemedical.co.uk



Edge Medical is a leading medical device company focused on offering the best in class and most technically advanced products within each of our divisions.

Edge Medical was founded in 2011 by a team of industry specialists with a commitment to delivering superior customer service and product support, backed by the most comprehensive product offering.

The new Trauma division includes the innovative PEEK and Carbon range from CarboFix and complements the Edge Biologics portfolio in the Trauma and Orthopaedics market.

Notes

Exhibitors

G+N Medical

Hall 2, Stand 16

0845 2638908
marketing@gandn.com
www.gandn.com



Providing innovative medical products since 1974, G+N Medical specialises in anti-embolism stockings and DVT prevention. G+N also supplies a range of cardiothoracic and orthopaedic surgical devices and a range of retractable safety syringes and needles.

In 2015, we launched HemaClear® exsanguination tourniquets. HemaClear® is a single-use device designed to enable healthcare staff to obtain a bloodless surgical field within seconds. Consisting of a silicone ring, stockinette, and pull straps, HemaClear® effectively exsanguinates limbs without the need for any additional equipment.

GE Healthcare

Hall 1, Stand 46

01494 544000
Imaging.UKI@ge.com
www.gehealthcare.co.uk



GE Healthcare provides transformational medical technologies and services to meet the demand for increased access, enhanced quality and more affordable healthcare around the world. GE (NYSE:GE) works on things that matter—great people and technologies taking on tough challenges. From medical imaging, software and IT, patient monitoring and diagnostics to drug discovery, biopharmaceutical manufacturing technologies and performance improvement solutions, GE Healthcare helps medical professionals deliver great healthcare to their patients.

General Medical Council

Bar 1, Stand 69

028 9031 9945
gmcni@gmc-uk.org
www.gmc-uk.org



The General Medical Council (GMC) is an independent organisation that helps to protect patients and improve medical education and practice across the UK. We decide which doctors are qualified to work here and we oversee UK medical education and training. We set the standards that doctors need to follow, and make sure that they continue to meet these standards throughout their careers. We take action to prevent a doctor from putting the safety of patients, or the public's confidence in doctors, at risk.

GROUP FH ORTHO

Hall 2, Stand 18

0782 513 1821
d.thomas@fhorthopedics.com
www.fhorthopedics.com



GROUP FH ORTHO are an innovative orthopaedic manufacturer who produce a complete range of implants providing solutions for surgeons and patients in arthroplasty and sport injury.

Notes

Exhibitors

Harley Davidson

028 944 66 999
info@belfastharleydavidson.com
www.belfastharleydavidson.com



Harley-Davidson is one of the oldest motorcycle manufacturers in the world, and have grown from their humble beginnings in a garden shed in Juneau Avenue, Milwaukee into a Global Icon, dominating the Custom, Cruiser and Touring markets in which they trade. Founded by William S. Harley and Arthur Davidson in 1903, and to this day, Davidson family members can still be found on the Board of Directors and in key positions throughout the company.

In June 1999 Harley-Davidson opened its first and only Dealership in Northern Ireland, with its current owners, Belfast Harley Davidson having taken over in 2012.

Heraeus Medical GmbH

0049 6181 350
contact.medical@heraeus.com
www.heraeus-medical.com



Heraeus Medical - Expertise in Infection Management
Heraeus Medical concentrates on medical products for orthopaedic surgery and traumatology. As industry leader for bone cements, the company develops, produces, and markets biomaterials and accessories to make an essential contribution to improving surgical results in bone and joint surgery as well as infection management.

Bar 1, Stand 70

Hospital Innovations

01443 719 555
info@hospitalinnovations.co.uk
www.hospitalinnovations.com



Since 2008, Hospital Innovations has been supplying a growing range of specialist products for use in orthopaedic and corrective surgery. We have recently introduced a number of new products into our offering; including a full hip and knee portfolio with outstanding heritage, PULLUP® - an adjustable loop suspensory fixation device designed by renowned ACL surgeon Dr Philippe Colombet, and AmnioFix® - an innovative, bioactive tissue matrix composed of human amnion-chorion membrane.

Intrapharm Laboratories Ltd

01628 771800
sales@intrapharmlabs.com
www.intrapharmlabs.com



Intrapharm Laboratories is committed in providing well-known products with proven efficacy at the most affordable prices. We supply: Triamcinolone Hexacetonide – formerly known as Lederspan for intraarticular, intrasynovial or periarticular use in adults and adolescents in Rheumatoid arthritis, Osteoarthritis, Synovitis, Tendinitis, Bursitis and Epicondylitis. Triamcinolone Hexacetonide is on the NHS hospital Contract and approved by the Scottish Medicine's Consortium (SMC).

Hall 1, Stand 56

Hall 1, Stand 34

Notes

Exhibitors

JRI Orthopaedics Ltd

01142 573 200
marketing@jri-ltd.co.uk
www.jri-ltd.com



JRI and ORUK invite you to visit stand 60 where we can introduce you to the exciting innovations in orthopaedics we have actively contributed to, over the last 30 years, since the first implantation of the Furlong Hydroxyapatite Ceramic coated total hip in 1985. Through implant technology development and support of clinical research and clinician education programmes, JRI and ORUK continue to uphold the ethos of Mr Ronald Furlong, enhancing long-term clinical outcomes for patients.

Karl Storz Endoscopy UK Ltd

01753 503500
info-uk@karlstorz.com
www.karlstorz.com



Karl Storz GmbH and Co. is the world's premier surgical endoscopy company with an established and acknowledged reputation for producing the finest quality surgical endoscopes and accessories. We offer a wealth of innovative solutions for Shoulder, Knee and Small Joint surgery. Sharing knowledge is our priority - initial and continued training of customers are inherent parts of our company philosophy. Visit our stand to try out our brand new state-of-the art Virtual Reality Trainer.

Hall 1, Stand 60

Kebomed UK Ltd

01884 266377
sales@kebomed.co.uk
www.kebomed.co.uk



Kebomed offers a comprehensive portfolio of products from world leading manufacturers. This enables us to offer tailored, cost effective, and innovative products that allow the clinician reproducible results and increased efficiency.

From MedEnvision; The Gripper, a self-retracting device ensuring constant and stable retraction, without the need of an assistant. And the EsySuit, a one-minute draping system that increases efficiency, reduces contamination risks and reduces waste. From Safe Air; a Smoke evacuation machine and diathermy pencil, providing a smoke free environment for staff and a clear visualisation of the operating site for the surgeon.

LEDA Orthopaedics

07557 991889
david@ledaortho.com
www.ledaortho.com



LEDA Orthopaedics is an independently run, British distribution company, established in October 2013 by managing directors, David Plane and Jonathan Bloy. Our focus is on market-leading customer service, providing consultative procedural knowledge and personal product advice to a highly professional client base.

Our broad portfolio includes Wright Medical and Lima, as agents in south-east England. We represent the entire UK for innovative international manufacturers: OsteoMed, Skeletal Dynamics, Starr Frame and Bone Foam, who offer a range of practical patient positioners. We also partner with Surgical Holdings, with whom we develop bespoke orthopaedic instrumentation. Please visit our stand and learn more!

Hall 2, Stand 9

Hall 1, Stand 31

Notes

Exhibitors

Lima Orthopaedics UK Ltd

Hall 1, Stand 22A

0844 332 0661
info@lima-uk.co.uk
www.limacorporate.com



Lima Corporate is a global medical device company providing reconstructive orthopaedic solutions to surgeons. We design, develop, manufacture and support joint replacement solutions that include large joint implants for hip and knee and systems. The Lima developed, clinically proven additive 3D printing technology, Trabecular Titanium, has been in use since 2007. This 3D printing technology is also integral to our Promade custom implant service addressing the most challenging complex primary and revision needs.

Mathys Orthopaedics Ltd

Hall 1, Stand 43

08450 580938
Info.uk@mathysmedical.com
www.mathysmedical.com



For over 40 years, Mathys Ltd has dedicated itself to maintaining the mobility of human beings. The product portfolio of artificial joint replacements has brought us from being a small business to a worldwide active enterprise.

With you as an expert and experienced partner, Mathys develops innovative products and user friendly instruments. Your input, proven concepts and high quality Swiss made standards in manufacturing and tradition are the guiding principles of this family owned company.

Medacta

Hall 1, Stand 61

01455 613026
customerservice@medacta.co.uk
www.medacta.com



Medacta International is a Swiss company developing, manufacturing and distributing orthopaedic and neurosurgical medical devices worldwide.

Founded in 1999 with a vision to create a better patient experience for people needing joint and spine replacement, Medacta is a leader in Hip Replacement due to AMIS (Anterior Minimally Invasive Surgery), and in Knee Replacement via MyKnee (Patient Matched Technology). In 2014 Medacta MySpine was awarded Best New Technology for posterior thoracolumbar Spine treatments. Innovation, support and education are key to the company's success.

Medartis Ltd

Hall 1, Stand 40

01924 476699
mai.widdowson@medartis.com
www.medartis.com



Medartis is one of the leading manufacturers of medical devices for orthopaedic extremity trauma and cranio-maxillofacial surgery. Medartis is committed to providing surgeons and operating theatre personnel with innovative titanium implants, instruments and a comprehensive service provision that represent advances in bone fixation and osteosynthesis and thus, patient's quality of life. However, ambitious objectives can ultimately only be realized through the personal commitment and outstanding dedication of a highly qualified and motivated team.

For more information, please contact Mai Widdowson in Medartis Customer Services on mai.widdowson@medartis.com or 01924 476699.

Notes

Exhibitors

Medical Billing & Collection

Hall 1, Stand 22

01494 763999
info@medbc.co.uk
www.medbc.co.uk



Medical Billing and Collection (MBC) has over 24 years' experience of assisting consultants and their practice managers and secretaries improve the billing and collection rates when working in private practice. This includes individual consultants, groups, clinics and hospitals. Our unrivalled level of service and expertise has enabled us to grow, mainly through referrals, to over 800 consultants and become the UK's market leader.

Over this time, MBC have maintained client bad debt levels below 0.5% across the company and we have increased revenue for the same work by up to 25% through our knowledge of the PMI billing process. The allocation of a Personal Account Manager also ensures service continuity allowing MBC to become a seamless extension of the practice.

Medical Defence Union, The

Hall 2, Stand 11

0800 716 646
membership@themedu.com
www.themedu.com



The MDU is the UK's leading medical defence organisation. We are a not-for-profit organisation wholly dedicated to our members' interests. We offer members expert guidance, personal support and robust defence in addressing medico-legal issues, complaints and claims. Our team is led and staffed by doctors with experience of the pressures and challenges faced in practice and we have an unparalleled track-record of helping members overcome the challenges which could threaten their livelihood. We would be delighted to meet you at our stand and answer any questions you have about MDU membership.

Medtech Search Associates

Hall 1, Stand 35

0161 961 0111
aled@medtechsearch.co.uk
www.medtechsearch.co.uk



Medtech Search Associates are an owner managed recruitment consultancy, specialising in the medical devices sector. At Medtech Search Associates we understand that we are only as good as the people and companies that we represent, that's why we only deal with a select number of clients and candidates. This allows our Consultants to develop an unrivalled knowledge and understanding of what they are promoting.

National Hip Fracture Database, The

Hall 1, Stand 55A

020 3075 2395
nhfd@rcplondon.ac.uk
www.nhfd.co.uk



The National Hip Fracture Database is a national clinical audit collecting data on key aspects of care for patients aged 60 and over in England, Wales and Northern Ireland. The NHFD provides performance data and facilitates quality improvement, as well as collecting data for the payment of Monitor's best practice tariff (BPT) for hip fracture. The NHFD is part of the Falls and Fragility Fracture Audit Programme, managed by the Royal College of Physicians.

Notes

Exhibitors

National Joint Registry, The

Hall 1, Stand 57

0845 345 9991
enquiries@njrcentre.org.uk
www.njrcentre.org.uk



The NJR monitors the performance of hip, knee, ankle, elbow and shoulder joint replacements to improve clinical outcomes for the benefit of patients, clinicians and industry. The registry collects high quality data in order to provide robust evidence to support decision-making in regard to patient safety, standards in quality of care and cost effectiveness. Now with over 2 million records, it also supports and enables research to maximise the value of the information it holds.

National Osteoporosis Society

Bar 1, Stand 66

0845 130 3076
Info@nos.org.uk
www.nos.org.uk



As the only UK-wide charity dedicated to ending the pain and suffering caused by osteoporosis we are here for anyone affected by the condition, providing help and support for people with osteoporosis now.

Onbone Ltd

Hall 2, Stand 20

0191 340 8324
info@onbone.com
www.onbone.com



Onbone Oy is an innovative Finnish company working in the field of medical technology. The company has developed the non-toxic and user-friendly Woodcast products - a mouldable splinting and casting material for orthopaedic and traumatology use, and for occupational therapy. Woodcast is a revolutionary material made from wood and biodegradable plastic. It is clean and easy to apply, and can be moulded and re-moulded without the use of water or gloves.

Orthimo Ltd

Bar 1, Stand 64

0161 871 1990
info@orthimo.com
www.orthimo.com



Orthimo is the first company in the world to bring true generics to the field of Orthopaedics, replicating the model of generic pharmaceuticals. The vision is to responsibly drive adoption of implants that are Optimised Equivalent[®] to the branded reference implants with the best performance, as identified through registry data of over 1,000,000 patients, at a significant cost advantage to stakeholders. The precise engineering and manufacturing of the Optimised Equivalent[®] implants are by highly established suppliers with many decades of orthopaedic experience. At a time of unprecedented cost pressures on the NHS, Orthimo helps maintain high quality hip replacement services within the limited resources available.

Notes

Exhibitors

OrthoLink (Scotland) Ltd

0131 660 1961
enquiries@ortholink.co.uk
www.ortholink.co.uk



OrthoLink (Scotland) Ltd

OrthoLink specialises in foot and ankle implants. Our wider portfolio includes: lag and headless screws, plates, compression staples and instrument kits in addition to orthopaedic bracing. Come have a chat with our experienced and enthusiastic staff to see how we can become "the link to all your orthopaedic needs". The core of OrthoLink's business is our foot and ankle implants.

Orthopaedic Trauma Association (OTA) Bar 1, Stand 65

00 1 847-698-1631
ota@ota.org
www.ota.org



The mission of the Orthopaedic Trauma Association (OTA) is to promote excellence in care for the injured patient, through provision of scientific forums and support of musculoskeletal research and education of Orthopaedic Surgeons and the public.

The OTA is honoured to welcome the United Kingdom/BOA as the OTA 2017 Annual Meeting Guest Nation. All members of the BOA, and residents of the United Kingdom who meet OTA membership requirements are invited to join and will receive 1 year complimentary membership dues. Please visit the OTA Booth for membership and annual meeting details. 2016 OTA Annual Meeting: October 5 – 8, 2016 - National Harbor, Maryland (20 minutes outside Washington DC). 2017 OTA Annual Meeting: October 11 – 14, 2017 - Vancouver, BC, Canada

Hall 2, Stand 4

Össur UK Ltd

08450 065 065
ossuruk@ossur.com
www.ossur.co.uk



Pioneers of advanced technology, our mission is to improve people's mobility. As a global leader in non-invasive orthopaedics, we have nurtured an innovative mind-set, continuously pushing the boundaries to create the best products and services in the fields of Prosthetic, Osteoarthritis and Injury Solutions.

Established in 1972 by leading Prosthetist Össur Kristinsson we are true advocates of "Life Without Limitations". We work with individuals, clinicians and diverse communities around the world to support a better quality of life for millions of people.

Our braces and supports market cements us as a globally recognised and respected business. The Unloader One remains one of the most innovative and successful products on the market for the management of osteoarthritis of the knee.

OTSIS

Hall 1, Stand 26

0845 0943915
info@otsis.co.uk
www.otsis.co.uk



The Orthopaedic and Trauma Specialists Indemnity Scheme (OTSIS) is a specialty specific professional indemnity scheme. Membership is exclusively for orthopaedic surgeons. OTSIS provides comprehensive cover for clinical negligence claims in your independent sector practice, GMC complaints, NHS disciplinary procedures and other legal problems arising from professional practice, combined with 24-hour expert medico-legal advice and assistance from experienced doctors. OTSIS membership meets the requirements of all independent hospitals.

Notes

Exhibitors

PPM Software Ltd

Hall 1, Stand 51

01992 655940
info@ppmsoftware.com
www.ppmsoftware.com



Please visit stand 51 to find out why many of your colleagues have implemented 'PPM' - Private Practice Manager.

'PPM' will provide all the facilities for the complete Administration and Financial Control of your Private Practice. The service includes on site installation and personal training. In addition, the flexibility of the software means it can be customised to your particular requirements. Alternatively, if you would like to arrange a demonstration, after the exhibition, contact Tom Hunt on either 01992 655940 Option 2 or 07860 525831 or e-mail - info@ppmsoftware.com.

Premium Medical Protection

Hall 1, Stand 25

0845 308 2350
admin@premiummedicalprotection.com
www.premiummedicalprotection.com



Premium Medical Protection is the only insurance company in the UK able to offer both claims made and occurrence based contractual insurance policies for medical indemnity. With the security of our AA+ rated underwriter and specialist medical malpractice defence lawyers, our bespoke policies can provide comprehensive cover for your individual needs. Benefits include: £10m limit of liability, consent to settle and indefinite run off into retirement (Terms & Conditions apply) all under a contractual insurance policy, providing peace of mind and security should a claim be made against you.

Ramsay Health Care UK

Hall 1, Stand 33

020 7847 2877
marketing@ramsayhealth.co.uk
www.ramsayhealth.co.uk



Ramsay Health Care was established in Sydney, Australia in 1964 and has grown to become a global hospital group with 212 hospitals across six countries. In the UK, Ramsay is one of the leading providers of independent hospital services, with a network of 36 facilities providing a comprehensive range of clinical specialties to private, self-insured as well as patients referred by the NHS. Ramsay also operates a diagnostic imaging service and provides neurological services through its three neuro-rehabilitation units.

Referapatient

Hall 2, Stand 8

www.bloomsburyhealth.org



referapatient® incorporates best-of-breed cloud technology ensuring acute referrals and responses are securely documented for clear communication between doctors. Algorithmic web-forms with image upload, BYOD, statistical analysis, Instant Messaging, SMS and rapid implementation are some of the features. Finalists for international industry-awards, referapatient® is a digital bridge connecting regional specialist services.

Notes

Exhibitors

Royal College of Physicians and Surgeons of Glasgow, The

Hall 1, Stand 44

0141 221 6072
membership@rcpsg.ac.uk
www.rcpsg.ac.uk



The Royal College of Physicians and Surgeons of Glasgow is a world leader in postgraduate education, training and assessment. We run a wide range of surgical skills courses and our Clinical Anatomy Skills Centre (CASC) is one of only a handful of cadaveric skills training centres in the UK offering outstanding clinical training. In partnership with the Royal Colleges of Surgeons of Great Britain and Ireland, we are jointly responsible for setting standards of surgical training and assessments and protecting professional integrity.

Royal College of Surgeons of Edinburgh, The

Hall 1, Stand 32

0131 527 1600
outreach@rcsed.ac.uk
www.rcsed.ac.uk



Established in 1505, The Royal College of Surgeons of Edinburgh (RCSEd) is the oldest surgical organisations in the world, dedicated to the pursuit of excellence and advancement in surgical practice, through its active involvement in education, training and examinations, its liaison with external medical bodies, and representation of the modern surgical workforce. A modern international network with some 22,500 Fellows, Members and Affiliates based in over 100 countries worldwide, RCSEd prides itself on its reputation for friendliness and approachability combined with innovation and prestige, and the individual attention given to all our College Fellows, Members and Affiliates. BOTA members can receive discounts on a number of RCSEd courses and events; visit our website for further details, www.rcsed.ac.uk.

Royal College of Surgeons of England, The

Hall 2, Stand 12

020 7869 6090
membershipmail@rcseng.ac.uk
www.rcseng.ac.uk



The RCS supports over 20,000 members in the UK and internationally to drive the profession forward and advance surgical care. We provide support for our members across all career stages, specialties and locations, and work closely with government, partners and stakeholders to influence and shape healthcare policy. Find out how we can support you by visiting stand 12 or at www.rcseng.ac.uk. Follow us on Twitter at @RCSnews.

SATO UK Ltd

Hall 1, Stand 42

01255 240000
enquiries-uk@sato-global.com
www.satoeurope.com



As a global barcode and RFID technology company, SATO develops straightforward, fail-safe systems for the positive identification of patients, medications and records, to improve safety and reduce costs. SATO manufactures label printers, consumables, data collection systems and software solutions.

Process and economy benefits can be realised by RFID systems and SATO Vicinity offers the unique PJM Technology which is optimum for tracking documents, blood and critical items such as orthopaedic transplant kits.

Notes

Exhibitors

Sawbones Worldwide

0046 40 6507012
info@sawbones.se
www.sawbones.com



Orthopaedic and medical models.

SECTRA

01279 213660
info.ortho@sectra.com
www.sectra.com



With more than 20 years of innovation and 1,700 installations worldwide, Sectra is a world-leading provider of IT systems and services for orthopaedics, radiology and other image-intensive departments.

Sectra offers a complete set of highly efficient preoperative planning tools both for 2D and 3D images. The latter are especially valuable for planning complex trauma cases. Sectra's solution enables orthopaedic surgeons to increase precision in planning and advance preparation for various scenarios, thereby avoiding stress, saving time and minimising risk during surgery.

Hall 1, Stand 53

SI-BONE UK Ltd

01423 860025
infoUK@si-bone.com
www.si-bone.com



SI-BONE is a leading sacroiliac joint medical device company dedicated to the development of tools and products for patients with low back issues related to SI joint disorders. Clinical studies have demonstrated that treatment with the iFuse Implant System® improved pain, patient function, and quality of life at 12 months post-implantation.

Hall 1, Stand 52

Siemens Healthineers

01276 696000
info.healthcare.gb@siemens.com
www.siemens.co.uk/healthcare



Siemens Healthineers supports you with technology that feels right at first sight, adapting the highly successful concept of the hybrid OR to orthopaedic surgery: a powerful working environment with a fixed C-arm that offers the best possible support. From integration of pre-operative data to intra-operative guidance and quality control, the robot-supported imaging system Artis zeego offers high-resolution 2D and 3D imaging, ultrafast image acquisition, an extra large Field of View, and navigation integration – all in one room and at low dose.

Hall 1, Stand 24

Hall 2, Stand 10

Notes

Exhibitors

Stryker UK Ltd

01635 262400
www.stryker.com/uk



Stryker is one of the world's leading medical technology companies and together with our customers, we are driven to make healthcare better. The Company offers a diverse array of innovative medical technologies, including reconstructive, medical and surgical, and neurotechnology and spine products to help people lead more active and more satisfying lives. Stryker products and services are available in over 100 countries around the world.

Surgical Holdings

01702 602050
info@surgicalholdings.co.uk
www.surgicalholdings.co.uk



Surgical Holdings is a British specialised innovative manufacturer and repairer of high quality orthopaedic instruments and orthopaedic implants, established for 27 years in Southend-on-Sea. Proud to be exhibiting at the BOA for the first time, we have recently launched our Extremities catalogue and innovative new Hand and Foot instrument sets, including osteotome and gouge sets, utilising unique modern designs. Surgical Holdings are also able to bespoke manufacture and CE mark orthopaedic instruments. Our products are distributed in the South East of England by LEDA Orthopaedics, who are also attending.

Hall 1, Stand 47

Symbios UK Ltd

01392 365884
enquiries@symbiosorthopaedics.co.uk
www.symbiosorthopaedics.co.uk



3D Planning software supports SYMBIOS® Implant Strategy
Symbios UK announce the continued development of its 3D HipPlan® planning software. Validation of the process (JBJS 91- B, No. 3, March 2009) reported limb length reconstruction and offset to within 0.3mm and 0.8mm respectively. The 15 year results for our CUSTOM implant option (CORR, 2009) reported 93% survivorship in 233 complex/dysplastic hips, all patients less than 50 years old.

This technology has now been transposed to offer the clinician Patient Specific Cut Guides and Single Use Instrumentation – KneePLAN SET- to optimised 3D reconstruction of the knee using the most sophisticated methods within the most competitive economic model available to the European marketplace.

Syncera

Hall 1, Stands 29 and 48

07736 499209
tony.jenkins@syncera.com
www.syncera.com



Syncera is a strategic business unit within Smith & Nephew. At Syncera our simple mission is to make surgical systems make sense. It doesn't require disruptive change, just some disruptive thinking. We use technology to remove human error, not humans, from the surgical process.

We empower you with data to make important decisions quickly and accurately. We streamline where it's needed, connect where it's disjointed and personalise where it matters. We are Syncera: a different kind of operation.

Notes

Exhibitors

Tesla Motors

Hall 1, Stand 21

01565 318007 / 07595585935
ptrzpis@tesla.com
www.tesla.com



Tesla Motors was founded in 2003 by a group of engineers in Silicon Valley who wanted to prove that electric cars could be better than gasoline-powered cars. With instant torque, incredible power, and zero emissions, Tesla's products would be cars without compromise. Each new generation would be increasingly affordable, helping the company work towards its mission: to accelerate the world's transition to sustainable transport.

Twelve-By-Seventy-Five

Hall 2, Stand 17

0207 352 2773
info@twelve-by-seventy-five.com
www.twelve-by-seventy-five.com



The fine wine market is growing year on year with the more elusive wines being highly sought after for consumption. Every member of the Twelve-By-Seventy-Five team holds WSET (Wine & Spirit Education Trust) qualifications and has excellent industry contacts. We ensure your portfolio is expertly and reliably managed for the best results and keep in touch with you through portfolio valuations and market forecasts.

The fine wine industry is booming world wide with certain regions and countries really excelling: picking the right wines gives significant opportunities for modest to excellent tax-free returns.

VirtaMed

Hall 2, Stand 13

00 41 44 500 96 90
sales@virtamed.com
www.virtamed.com



VirtaMed is a Swiss company with an interdisciplinary background in medicine and engineering. Our mission is to develop state-of-the-art training tools for minimally invasive surgery with the highest possible realism, all with the ultimate goal of improving the quality of patient care. Just as pilots use flight simulators for training, we help surgeons gain experience before treating live patients.

With a combination of virtual reality, tactile feedback and original surgical instruments, VirtaMed's simulators provide instructional training for different diagnostic and minimally invasive therapeutic interventions in orthopaedics, gynaecology, and urology. VirtaMed also creates customised simulators for medical associations and industry.

Warwick Clinical Trials Unit

Hall 2, Stand 6A

02476 150 925
ctu.enquiries@warwick.ac.uk
www2.warwick.ac.uk/fac/med/research/hscience/ctu



Warwick Clinical Trials Unit was set up in 2005 as part of Warwick Medical School and received full registration status from the UKCRC in November 2007. It is an academic clinical trials unit with expertise in the design and conduct of trials, particularly of complex health states and interventions. The trials unit major strands of work are: Cancer, Emergency and Critical Care, Fragility, Mental Health, Musculoskeletal disorders and pain, Trauma and Orthopaedics and Clinical trials methodology. The unit's approach is interdisciplinary, with collaboration between clinical trialists, statisticians, economists, clinical experts and project managers.

Notes

Exhibitors

Wesleyan Assurance Society

Hall 1, Stand 38

0800 092 1990
events@wesleyan.co.uk
www.wesleyan.co.uk

WESLEYAN

Personal financial planning for doctors. Wesleyan has provided financial advice to the medical profession for 130 years. Our Financial Consultants work exclusively with hospital doctors and can help you plan for a more secure financial future. To find out more visit stand 38 or visit www.wesleyan.co.uk.

Wisepress Medical Bookshop

Hall 1, Stand 49

020 8715 1812
marketing@wisepress.com
www.wisepress.com



Wisepress.com, Europe's leading conference bookseller, has a range of books and journals relevant to the themes of the meeting. In addition to attending 200 conferences per year, Wisepress has a comprehensive medical and scientific bookshop online with great offers. Follow us on Twitter for the latest news @WisepressBooks.

X-Bolt Orthopaedics

Hall 1, Stand 30

01172 300632
info@x-bolt.com
www.x-bolt.com



The X-Bolt has a zero cut-out rate in hip fracture fixation clinical trials. Combining strong femoral head fixation and rotational stability, the X-Bolt XHS, mini-plate and hip nailing systems address the #1 problem in hip fracture fixation. X-Bolt builds on existing techniques whilst simplifying surgery. The X-Bolt is expanded or retracted with a standard screwdriver. Novel instrumentation allows for faster operating times. Concise inventory reduces overhead costs. Zero reoperations bring significant patient and hospital benefits.

Zimmer Biomet

Hall 2, Stand 5

01793 584500
customerservices.uk@zimmerbiomet.com
www.zimmerbiomet.com



ZIMMER BIOMET

Your progress. Our promise.™

Zimmer Biomet products and solutions help treat patients suffering from disorders of, or injuries to, bones, joints or supporting soft tissues. Together with healthcare professionals, we help millions of people live better lives. Zimmer Biomet offers the most comprehensive portfolio of solutions available in the musculoskeletal healthcare industry, from early intervention treatments to complex surgical procedures. Our total focus on musculoskeletal healthcare gives us a competitive advantage and makes us a leader in delivering value for our customers.

Notes



Test Drive Model S at BOA Annual Congress in Belfast

13th – 16th September

9am to 4pm

Model S is so advanced it sets the new standard for premium performance. At the heart of the vehicle is the Tesla powertrain, delivering both unprecedented range and a thrilling drive experience.

Designed from the ground up as an electric vehicle with access to a global network of Superchargers, a 17-inch touchscreen display, up to 315 miles of range (NEDC), a five star safety rating and near 50/50 weight distribution, Model S breaks the mould.

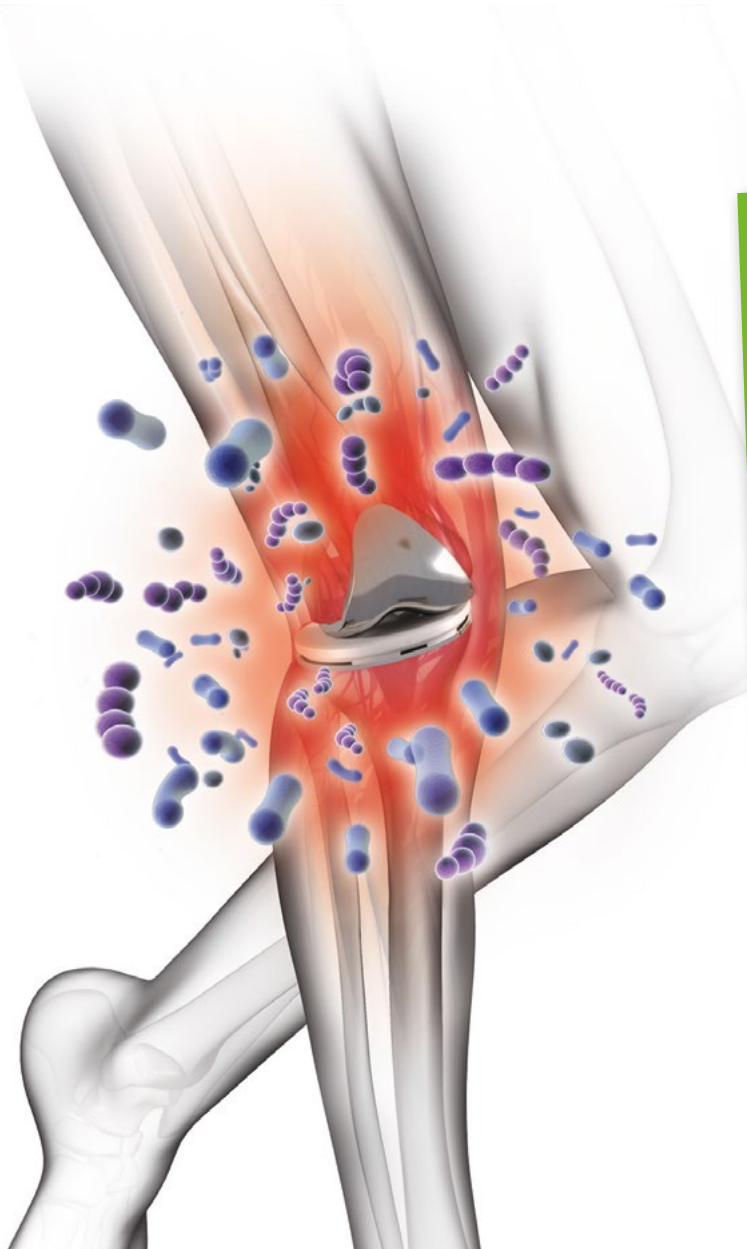
The acceleration of Model S is instantaneous, like flipping a switch. Hit the accelerator and in 2.8 seconds, the P90D is traveling 60 miles per hour, without hesitation and without a drop of petrol.

If you would like to experience Model S for yourself, then schedule your test drive appointment today.

- Test drive appointments are available to prospective customers.
- Appointments will be confirmed by a Tesla representative.
- A Tesla Product Specialist will accompany drives to ensure you optimise your time in Model S.

TESLA

Infection Management Prevention. Diagnosis. Treatment.



Please collect your
free Abstracts USB stick
at Heraeus booth no. 55



Podium Presentations - Tuesday 13th September

10:10 – 11:40

General Topic free papers
Meeting Room 2

372

10:15

UK validation of the Forgotten Joint Score-12 as an outcome measure for total hip and knee arthroplasty

Hamilton D.¹, Loth F.², Giesinger K.², MacDonald D.³, Simpson H.¹, Howie C.¹

¹ University of Edinburgh, Orthopaedics, Edinburgh, United Kingdom, ² Medical University of Innsbruck, Innsbruck, Austria, ³ Kantonsspital St. Gallen, St. Gallen, Switzerland

740

10:20

The British Orthopaedic Trainees Association (BOTA) National “Lost Tribe” Audit Project

Collaborators L.T.¹

¹ British Orthopaedic Trainees Association, London, United Kingdom

801

10:25

Outcomes of acute hip and knee prosthetic joint infection treated with “DAIR” (debridement, antibiotics, and implant retention)

Mayne A.¹, Davies P.¹, Aggarwal I.¹, Clift B.¹, Avison G.¹

¹ Ninewells Hospital, Dundee, United Kingdom

DISCUSSION

10:30

543

10:36

Virtual orthopaedic clinic can replace face-to-face appointments and offer the opportunity to redesign care pathways to reduce waste

Rafee A.¹, Lyle V.², Henry A.²

¹ Salford Royal Hospital, Trauma and Reconstruction, Manchester, United Kingdom, ² Salford Royal Hospital, Manchester, United Kingdom

238

10:41

The role of prophylactic antibiotics in periprosthetic joint infection

Gallagher B.¹, Blaney J.¹, Beverland D.¹

¹ Musgrave Park Hospital, Primary Joint Unit, Belfast, United Kingdom

619

10:46

Force measurement during reduction of extracapsular fractures of the neck of femur

Tarassoli P.¹, Dagnino G.², Georgilas I.², Atkins R.¹, Dogramadzi S.²

¹ University of Bristol, Bristol, United Kingdom, ² University of the West of England, Bristol, United Kingdom

DISCUSSION

10:51

763

10:57

The orthopaedic reservoir for methicillin sensitive staphylococcus aureus septicaemia

Makki D.¹, Elgamal T.¹, Jackson G.¹, Harvey D.¹, Evans P.¹, Platt S.¹

¹ Wirral University Teaching Hospital NHS Foundation Trust, Wirral, United Kingdom

Notes

Podium Presentations - Tuesday 13th September

865 11:02

Multidrug resistant bacteria: an independent prognostic variable for failure in lower limb joint arthroplasty?*Sadique H.¹, Evans S.², Mimmack S.², Jumaa P.², Reeves N.², Parry M.², Jeys L.²**¹Walsall Manor Hospital, Walsall, United Kingdom, ²Royal Orthopaedic Hospital, Birmingham, United Kingdom*

316 11:07

Self-directed patient pain diary identifies additional causes for heightened pain following total knee replacement surgery*Gibson C.¹, Culwick C.², Argyropoulos M.¹, Niak K.¹, Deo S.¹**¹Great Western Hospital, Swindon, Trauma and Orthopaedics, Swindon, United Kingdom, ²University of Bristol, Bristol, United Kingdom*

DISCUSSION 11:12

858 11:18

The Feet First Tourniquet – A safe cost-effective pneumatic tourniquet for the developing world*Penny J.¹, Lees D.², Mannion S.³**¹University Hospital of North Durham, Durham, United Kingdom, ²Northumbria Healthcare NHS Trust, Northumberland, United Kingdom, ³Feet First, Blackpool, United Kingdom*

13:55 – 15:25

Shoulder and Elbow free papers
Meeting Room 2

424 14:00

Clinical evaluation using Biodex Isokinetic machine in Semitendinosus autograft reconstruction for chronic Biceps rupture – a case series*Balasubramanian S.¹, Annapureddy S.², Desai A.², Boulton L.², Nauschutz F.², Bayliss N.²**¹University Hospital of North Midlands NHS Trust, Trauma and Orthopaedics, Stoke-On-Trent, United Kingdom, ²University Hospital of North Tees and Hartlepool, Trauma and Orthopaedics, Stockton-on-Tees, United Kingdom*

637 14:05

Assessment of finger swelling after shoulder arthroscopy*Kocalkowski C.¹, Booth S.¹, Phillips N.¹, Peach C.¹**¹UHSM, Manchester, United Kingdom*

249 14:10

Study of the reparation of the rotator cuff combining scaffold – BMP2*Arvinus C.¹, Lopiz Y.¹, Bobada-Rodríguez C.¹, Civantos A.², Marco F.¹**¹Hospital Clinico San Carlos, Madrid, Spain, ²Instituto de Ciencia y Tecnología de Polímeros, CSIC, Madrid, Spain*

DISCUSSION 14:15

545 14:21

The natural history of shoulder's post-injection pain: a prospective study*Fawi H.¹, Hussien M.¹, Matthews T.¹**¹University Hospital of Wales, Trauma and Orthopaedics, Cardiff, United Kingdom*

Notes

Podium Presentations - Tuesday 13th September

595 14:26

Serial casting and hinged elbow bracing in the treatment of fixed flexion deformity of the elbow following obstetric brachial plexus palsy

Kwok I.H.Y.¹, Tweedie B.¹, Quick T.¹, Sinisi M.¹, MacQuillan A.¹, Fox M.¹

¹Royal National Orthopaedic Hospital, London, United Kingdom

310 14:31

Surgical management of humeral diaphyseal non-union and histological analysis of non-union bone ends

Beckles V.¹, Bagwan I.², Elliott D.²

¹Royal Free Hospital, London, United Kingdom,

²Ashford and St. Peter's Hospital, Chertsey, United Kingdom

DISCUSSION 14:36

391 14:42

Are plain radiographs of clavicles giving us the information we think they are?

Evans J.¹, Patel N.¹, Cooper T.¹, Conboy V.¹

¹Torbay and South Devon NHS Foundation Trust, Torquay, United Kingdom

701 14:47

Outcomes of Inspace Balloon Arthroplasty for irreparable cuff tears: a prospective minimum 2 year follow up

Gulihar A.¹, Vellala R.¹, Singh B.¹

¹Medway Maritime Hospital, Gillingham, United Kingdom

63 14:52

Epidemiology of glenohumeral dislocation and subsequent instability in an urban population

Shields D.W.¹, Jefferies J.G.¹, Brooksbank A.J.¹, Millar N.L.², Jenkins P.J.¹

¹Glasgow Royal Infirmary, Trauma and Orthopaedics, Glasgow, United Kingdom,
²University of Glasgow, Institute of Infection, Inflammation and Immunology, College of Medicine, Veterinary and Life Sciences, Glasgow, United Kingdom

DISCUSSION 14:57

171 15:03

Total shoulder replacements wear tested in a unique shoulder simulator

Smith S.L.¹, Joyce T.J.¹

¹Newcastle University, School of Mechanical and Systems Engineering, Newcastle upon Tyne, United Kingdom

13:55 – 15:25

Sports Trauma and Arthroscopy Revalidation with free papers; paediatric and adolescent sports injuries

Arc

24 13:55

The RISUS study: Rugby injury surveillance in Ulster Schools

Archbold P.¹, Bleakley C.², Rankin A.³, Eames N.⁴, Wilson R.⁴, Nicholas R.⁴, Webb M.⁵, Heyes G.⁶, Henderson L.⁴

¹Ulster Hospital Dundonald, Trauma and Orthopaedics, Belfast, United Kingdom,

²University of Ulster, Belfast, United Kingdom,

³BUPA, Belfast, United Kingdom, ⁴Royal Victoria Hospital, Belfast, United Kingdom,

⁵Ulster Rugby School, Belfast, United Kingdom,

⁶Royal Victoria Hospital, Trauma and Orthopaedics, Belfast, United Kingdom

Notes

Podium Presentations - Tuesday 13th September

15:55 – 17:25

Trauma free papers
Meeting Room 2

199

16:00

Rib fracture fixation in a major trauma centre: outcomes following fixation with the MatrixRIB contoured plate system*Walters S.¹, Russell R.², Khan T.², Nightingale J.¹, Forward D.¹, Moran C.¹, Ollivere B.¹*¹Nottingham University Hospitals NHS Trust, Trauma and Orthopaedics, Nottingham, United Kingdom, ²University of Nottingham, Nottingham, United Kingdom

575

16:05

Seven-day physiotherapy and occupational therapy for hip fracture patients*Davies P.S.E.¹, Mayne A.I.W.¹, Faulkner A.C.², Mackinnon F.¹, Simpson J.M.¹*¹Raigmore Hospital, Trauma and Orthopaedics, Inverness, United Kingdom, ²Ninewells Hospital, Trauma and Orthopaedics, Dundee, United Kingdom

117

16:10

Incidental findings on whole-body trauma computed tomography: experience at a Major Trauma Centre*Seah M.K.T.¹, Murphy C.G.¹, Carrothers A.D.¹*¹Addenbrooke's Hospital, Orthopaedic Trauma Unit, Cambridge, United Kingdom

DISCUSSION

16:15

593

16:21

Venous thromboembolic events following ankle fracture*Bugler K.¹, White T.¹*¹Royal Infirmary Edinburgh, Orthopaedic Department, Edinburgh, United Kingdom

122

16:31

Targets or tariff – or something else? A 15-year experience for hip fractures from a regional trauma centre*Craig J.R.M.¹, McDonald S.¹, Heyburn G.¹, Barr R.J.¹*¹Royal Victoria Hospital, Trauma and Orthopaedics, Belfast, United Kingdom

DISCUSSION

16:36

286

16:42

Management of polytrauma patients: Is there a “Weekend Effect”?*Giannoudis V.¹, Panteli M.¹, Barlow I.², Giannoudis P.¹*¹University of Leeds, Academic Trauma and Orthopaedic Department, Leeds, United Kingdom, ²University of Leeds, Leeds, United Kingdom

298

16:47

Early results from a new functional treatment protocol for management of the isolated Weber B fracture without talar shift*Hansom D.¹, Chambers S.¹, Kumar S.¹, Lech R.¹, Madeley J.¹*¹NHS Greater Glasgow and Clyde, Glasgow, United Kingdom

Notes

Podium Presentations - Tuesday 13th September

812 16:52

Undisplaced adult distal radius fractures: are repeat radiographs necessary?

Sivanadarajah N.^{1,2}, Sohail Z.¹, Mamarelis G.¹, Wimsey S.¹

¹Princess Alexandra Hospital, Harlow, United Kingdom, ²Royal National Orthopaedic Hospital, Stanmore, United Kingdom

DISCUSSION 16:57

36 17:03

Avoiding delay in surgery for hip fracture: using the National Hip Fracture Database (NHFD) to monitor and improve compliance with national guidelines

Johansen A.¹, Boulton C.¹, Burgon V.¹, Rai S.¹, Wakeman R.¹

¹Royal College of Physicians, National Hip Fracture Database, London, United Kingdom

15:55 – 17:25

Research free papers

Arc

594 16:00

A prospective comparative study between synovial joint biomarkers IL-1B, TNF-α versus diagnostic x-ray finding usefulness in diagnostic and therapeutic assessment follow up of knee joint OA grade II, III, a clinical study for 2 years

Alkhuzai A.¹

¹Sulaimani University, Orthopaedic, Sulaimaniyah, Iraq

110 16:05

A murine model of septic arthritis demonstrates that infection with an alpha toxin producing strain of *S. aureus* leads to significantly elevated levels of chondrocyte death within 48 hours of infection when compared to infection with an alpha-toxin deficient mutant strain

Clement R.¹, Hall A.¹, Howie S.¹, Simpson H.¹

¹University of Edinburgh, Edinburgh, United Kingdom

492 16:10

Improving mechanical and anti-bacterial properties of titanium external fixation pins through surface ceramic conversion

Dong H.¹, Mukinay T.², Mao J.³, Soo S.L.³, Sammons R.⁴, Li X.Y.², Cockshott S.¹

¹Derby Royal Hospital, Trauma and Orthopaedics, Birmingham, United Kingdom,

²University of Birmingham, School of Metallurgy and Materials, Birmingham, United Kingdom,

³University of Birmingham, School of Engineering, Birmingham, United Kingdom,

⁴University of Birmingham, School of Dentistry, Birmingham, United Kingdom

Notes

Podium Presentations - Tuesday 13th September

DISCUSSION 16:15

780 16:21

The effect of pelvic tilt on posterior edge-loading. A finite element investigation*Pierrepoint J.¹, Miles B.¹, Walter L.¹, King R.², Solomon M.³, Marel E.⁴, Li Q.¹**¹Optimised Orthopaedics, Sydney, Australia, ²UHCW, Coventry, United Kingdom, ³Sydney Orthopaedics, Sydney, Australia, ⁴Peninsula Orthopaedics, Sydney, Australia*

361 16:26

An evaluation of the ability of a novel antibiotic containing sol-gel coating to elute antibiotics from an orthopaedic prosthesis*Harrison T.¹, Harrison P.², Smith T.², Akid R.³, Stockley I.⁴**¹Royal Derby Teaching Hospitals NHS Foundation Trust, Derby, United Kingdom, ²Sheffield Hallam University, Sheffield, United Kingdom, ³University of Manchester, Manchester, United Kingdom, ⁴Sheffield Teaching Hospitals Foundation NHS Trust, Sheffield, United Kingdom*

642 16:31

Exploiting phosphonate chemistry to present biomolecules at the orthopaedic implant interface*Campbell N.¹, Birch M.¹, Higham L.¹**¹Newcastle University, Newcastle, United Kingdom*

DISCUSSION 16:36

290 16:42

Arthroplasty without laminar flow: Long term follow-up*Dalgleish S.¹, Sripada S.¹**¹NHS Tayside, Trauma and Orthopaedics, Dundee, United Kingdom*

434 16:47

A novel stocking to improve venous return compared to the class 1 compression stocking*Paramasivan A.¹, Sampathkumar K.¹**¹Bradford Royal Infirmary, Trauma and Orthopaedics, Bradford, United Kingdom*

300 16:52

A new in vitro model for the study of intraosseous pressure and subchondral physiology*Beverly M.¹, Murray D.², Urban J.³**¹University of Oxford, NDORMS / BOTNAR, Oxford, United Kingdom, ²University of Oxford, OOE / Botnar, Oxford, United Kingdom, ³University of Oxford, DPAG, Oxford, United Kingdom*

DISCUSSION 16:57

521 17:03

Does coefficient of friction of tendon surface continuously increases with surface tears? An experimental animal study*Thangaraj R.¹, Theobald P.²**¹Princess Royal Hospital, Telford, United Kingdom, ²Cardiff University, School of Engineering, Cardiff, United Kingdom*

Notes

Podium Presentations - Wednesday 14th September

10:00 – 11:30

Childrens Revalidation with free papers; Current concepts in the management of children with cerebral palsy

Studio

360

10:00

Shriners Hospital for Children Upper Extremity Evaluation (SHUEE): A reliability study of a video based assessment for hemiplegic cerebral palsy

Heaver C.¹, Benjamin J.¹, Jarvis S.¹, Kuiper J.-H.¹, Freeman R.¹

¹Robert Jones and Agnes Hunt Orthopaedic Hospital, Oswestry, United Kingdom

394

10:00

A prospective study of the manipulation and the reduction of paediatric fractures of the forearm and distal radius in the emergency room versus in the operating theatre

Beattie N.¹, Bugler K.¹, Roberts S.¹, Tsang S.-T.J.¹, Baird E.¹, Campbell-Hewson G.¹

¹Royal Hospital for Sick Children Edinburgh, Orthopaedic Surgery, Edinburgh, United Kingdom

555

10:00

A prospective randomised study of ponseti casting by a physiotherapist and a paediatric orthopaedic surgeon

Akhbari P.¹, Jaggard M.¹, Hillier V.¹, Lahoti O.¹

¹Kings College Hospital, London, United Kingdom

332

10:00

Delayed K-wire insertion, K-wire insertion following redisplacement and wire retention beyond 4 weeks all significantly increase the risk of infection in paediatric distal radius fractures

Skellorn P.J.¹, Parakh J.¹, Kiran M.¹, Perry D.C.^{1,2}, Walton R.D.M.¹

¹Alder Hey Children's Hospital, Liverpool, United Kingdom, ²University of Liverpool, Institute of Translational Medicine, Liverpool, United Kingdom

10:00 – 11:30

Spines free papers
Meeting Room 3

722

10:05

Scoring risk factors in early wound dehiscence and progression to deep infection after instrumented spinal fusion in children with neuromuscular scoliosis

Edwin J.¹, Bashir M.¹, Nadarajah R.², Lucas J.³

¹Kings College Hospital, London, United Kingdom, ²Great Ormond Street Hospital London, United Kingdom, ³Guys and St Thomas Hospital, London, United Kingdom

100

10:10

A preliminary study to assess whether spinal fusion for scoliosis improves carer-assessed quality of life for children with GMFCS level IV or V cerebral palsy

Wallace C.¹, Sewell M.¹

¹The Royal National Orthopaedic Hospital, Orthopaedics, London, United Kingdom,

Notes

Podium Presentations - Wednesday 14th September

530 10:15

Osteoporotic vertebral compression fractures (OVCF): kyphoplasty or conservative treatment?Cazeneuve J.-F.¹¹Clinique Victor Pauchet, Amiens, France

DISCUSSION 10:20

805 10:26

Radiological and clinical outcome of low grade degenerative and lytic spondylolisthesis: Instrumentation in situ versus instrumentation following reduction of slipPitsika M.¹, Sharma H.¹¹Plymouth Hospitals NHS Trust, South West Spine Centre, Plymouth, United Kingdom

155 10:31

Implementing the British Association of Spine Surgeons standards of care for cauda equina syndromeThavarajah D.¹, Tanasescu G.², Craik J.², McLaren M.², Harvey J.²¹Salisbury District Hospital, Trauma and Orthopaedics, Salisbury, United Kingdom,²Queen Alexandra Hospital, Portsmouth, United Kingdom

616 10:36

Cauda equina syndrome – Assessment and investigation in a peripheral treatment unitKang H.W.¹, Dawson D.¹, Heyes G.¹, Jones M.¹, Eames N.¹¹Royal Victoria Hospital, Fractures Department, Belfast, United Kingdom

DISCUSSION 10:41

754 10:47

Virtual Spine Clinic (VSC); Results of outcomes and satisfactionAkhtar M.A.¹, Raut P.¹, Koppam N.¹, Greenough C.¹¹James Cook University Hospital, Spinal Injuries Unit, Middlesbrough, United Kingdom

267 10:52

Management of thoracolumbar fractures in the multiply injured patient - experience of a level 1 Major Trauma CentreLodge C.¹, Loughenbury P.¹, Tomlinson J.¹, Khan A.¹, Millner P.¹, Dunsmuir R.¹¹Leeds General Infirmary, Trauma and Orthopaedics, Leeds, United Kingdom

106 10:57

Predicting factors of recurrent disc prolapse in lumbar spine: Magnetic resonance imaging based studyFawi H.¹, Chopra T.¹, Magol J.¹, Hussien M.¹, Ahmed M.¹, Dudhniwala A.G.¹, Ahuja S.¹¹Welsh Centre for Spinal Trauma and Surgery, Cardiff, United Kingdom

Notes

Podium Presentations - Wednesday 14th September

DISCUSSION 11:02

517 11:08

Epidemiological study of 1758 spinal fractures admitted to a Major Trauma Centre over 42 months

Musbahi O.¹, Chaudery H.¹, Aftab S.¹, Ranganathan A.¹, Montgomery A.¹

¹Royal London Hospital, Barts Health NHS Trust, London, United Kingdom

10:00 – 11:30

Hip free papers
Arc

340 10:05

Is a variation in the performance of the market leading hip resurfacing device due to variation in manufacturing processes?

Williams P.¹, Langton D.², Nargol A.², Cooke N.²

¹University Hospital of North Durham, Orthopaedics, Durham, United Kingdom,

²University Hospital of North Tees and Hartlepool, Orthopaedics, Stockton-on-Tees, United Kingdom

65 10:10

Nottingham hip fracture score underestimates mortality in patients admitted with peri-prosthetic fractures

Stoddart M.T.¹, von Arx O.¹, Gregson C.^{1,2}, Whitehouse M.R.²

¹Royal United Hospitals Bath NHS Foundation Trust, Bath, United Kingdom, ²University of Bristol, Musculoskeletal Research Unit, Bristol, United Kingdom

217 10:15

Foot drop following primary total hip arthroplasty

Spence D.¹, Diamond O.¹, Dennison J.¹, Bennett D.¹, Seamus O.¹, Beverland D.¹

¹Musgrave Park Hospital, Primary Joint Unit, Belfast, United Kingdom

DISCUSSION 10:20

397 10:26

Are radiographs effective for identifying pseudotumours in metal-on-metal hip resurfacing patients requiring revision?

Matharu G.¹, Blanshard O.¹, Dhaliwal K.¹, Judge A.¹, Murray D.¹, Pandit H.¹

¹University of Oxford, Nuffield Department of Orthopaedics, Rheumatology and Musculoskeletal Sciences, Oxford, United Kingdom

403 10:31

Prevention of dislocation with the dual mobility concept during THA revision with severe bone loss, about 123 cases

Philippot R.¹, Boyer B.², Neri T.², Farizon F.²

¹CHU Saint Etienne, France, ²Saint Etienne, France

422 10:36

Factors influencing the outcome of revision total hip arthroplasty for periprosthetic fractures

Konan S.¹, Duncan C.², Masri B.², Garbuz D.²

¹University College London Hospitals NHS Trust, London, United Kingdom, ²Vancouver General Hospital, Vancouver, Canada

Notes

Podium Presentations - Wednesday 14th September

DISCUSSION 10:41

478 10:47

The use of patient reported outcome measures in primary total hip arthroplasty*Smyth J.¹, Bull D.¹, Rigby A.¹, Mohsen A.¹, Shaw C.¹, Raman R.¹, Symes T.¹*¹Hull Royal infirmary, Hull, United Kingdom

536 10:52

Noise after ceramic-on-ceramic total hip arthroplasty: does computer navigation help reduce the incidence?*Shah S.¹, Deep K.¹, Siramanakul C.¹, Mahajan V.¹, Picard F.¹, Allen D.¹, Baines J.¹, Deakin A.¹*¹Golden Jubilee National Hospital, Department of Orthopaedics, Clydebank, United Kingdom

573 10:57

Minimal – incision total hip arthroplasty a prospective randomised controlled trial. Functional and radiological outcome at a minimum of ten years*Stevenson C.¹, Ogonda L.¹, Blaney J.¹, Dennison J.¹, O'Brien S.¹, Beverland D.¹*¹Musgrave Park Hospital, Trauma and Orthopaedic Surgery, Belfast, United Kingdom

DISCUSSION 11:02

735 11:08

Can you predict and prevent post-operative urinary retention in lower limb arthroplasty?*Gerakopoulos E.¹, Stevenson R.A.¹, Walker L.¹, Redfern J.A.¹, Scott S.¹*¹Aintree University Teaching Hospital, Trauma and Orthopaedics, Liverpool, United Kingdom

14:40 – 16:10

Foot and Ankle free papers
Meeting Room 3

509 14:45

Autologous chondrocyte implantation in osteochondral defects of the talus: a two to twelve year follow-up study*Pradhan A.¹, Lever C.¹, Makwana N.¹, Kuiper J.¹, Roberts S.¹, Parker J.¹, Harrison P.¹, Laing P.¹, Richardson J.¹*¹Robert Jones and Agnes Hunt Orthopaedic Hospital, Oswestry, United Kingdom

233 14:50

The use of minimally invasive bony debridement surgery for the treatment of non healing neuropathic foot ulceration*Blomfield M.¹, Stanley J.¹*¹York District General Hospital, York, United Kingdom

Notes

Podium Presentations - Wednesday 14th September

303 14:55

Commercially available rocker shoes improve the gait of patients who have undergone ankle, or ankle/subtalar fusion

Isaacson A.¹, Turner S.¹, Kidgell V.¹, Davies K.¹, Hyne M.¹, Kennedy J.¹, Hunt J.¹, Herman J.¹, Stewart C.¹, Laing P.¹

¹Robert Jones and Agnes Hunt Orthopaedic Hospital, Oswestry, United Kingdom

DISCUSSION 15:00

453 15:06

Plantaris excision and ventral paratendinous scraping for Achilles tendinopathy in an athletic population. A clinical and ultrasonographic assessment

Jowett C.^{1,2}, Ristanis S.², Docking S.³, Cook J.³, Bedi H.⁴

¹Royal Bournemouth Hospital, Orthopaedics, Dorset, United Kingdom, ²The Alfred Hospital, Trauma and Orthopaedics, Melbourne, Australia, ³LaTrobe University, Melbourne, Australia, ⁴OrthoSport Victoria, Orthopaedics, Melbourne, Australia

861 15:11

The role of preoperative CT Scanning in the Classification and operative planning for posterior malleolar fractures

Harris E.¹, Bennet S.¹, Livingstone J.¹

¹Bristol Royal Infirmary, Trauma and Orthopaedic Department, Bristol, United Kingdom

496 15:16

Anatomy of the posterior malleolus fracture

Marlow W.J.¹, Grant M.¹, Molloy A.P.¹, Mason L.W.¹

¹Aintree University Teaching Hospital, Orthopaedics, Liverpool, United Kingdom

DISCUSSION 15:21

630 15:27

Is there a role for thromboprophylaxis in management of acute Tendo Achilles rupture? A systematic review of literature

Lakkol S.¹, Sunil kumar K.H.², Krishna Boddu S.R.¹, Bajaj S.¹, Shenava Y.¹

¹Queen Elizabeth Hospital, Trauma and Orthopaedics, Woolwich, United Kingdom
²Addenbrooke's Hospital, Trauma and Orthopaedics, Cambridge, United Kingdom

824 15:32

A prospective cohort study of symptomatic Venous Thromboembolic Events (VTE) in functionally treated acute Tendo-Achilles (TA) ruptures, non-operative ankle fractures and surgically treated ankle fractures: The need for stratification in thromboprophylaxis?

Blanco J.A.¹, Brocklesby G.², Mangwani J.²

¹Northampton General Hospital, Northampton, United Kingdom, ²Leicester Royal Infirmary, Orthopaedics, Leicester, United Kingdom

Notes

Podium Presentations - Wednesday 14th September

282 15:37

Complex ankle arthrodesis using Ilizarov ring fixator*Khunda A.¹, Rafee A.², Bitar S.², Wilkes R.²*¹Salford Royal Hospital, Trauma and Orthopaedics, Salford, United Kingdom, ²Salford Royal Hospital, Salford, United Kingdom

DISCUSSION 15:42

344 15:48

Assessment of hallux valgus correction with open first metatarsal osteotomy compared to minimally invasive first metatarsal chevron osteotomy*Mondelli B.¹, Banerjee P.¹, Ajis A.¹, Palmer S.¹*¹Western Sussex Hospitals NHS Trust, Orthopaedics, Worthing, United Kingdom

16:45 – 18:15

Knee free papers
Meeting Room 3

452 16:50

Highly cross-linked polyethylene versus conventional polyethylene in total knee replacement: an analysis of implant survival using the National Joint Registry dataset*Partridge T.¹, Jameson S.², Baker P.², Mason J.³, Reed M.^{1,4}, Deehan D.^{4,5}*¹Northumbria Healthcare NHS Trust, Trauma and Orthopaedics, Ashington, United Kingdom,²South Tees Foundation Trust, Trauma and Orthopaedics, Middlesbrough, United Kingdom, ³Warwick University, Warwick, United Kingdom, ⁴Newcastle University, Newcastle, United Kingdom, ⁵Newcastle upon Tyne Hospitals NHS Foundation Trust, Trauma and Orthopaedics, Newcastle, United Kingdom

258 16:55

The effect of implant position on tibial bone strain following lateral unicompartamental knee replacement: a biomechanical model using digital image correlation*Newman S.¹, Ali A.¹, Puthumanapully P.², Cobb J.¹*¹Imperial College London, The Musculoskeletal Laboratory, London, United Kingdom, ²Imperial College London, Department of Mechanical Engineering, London, United Kingdom

473 17:00

Analysis of an outcome predictor score for prosthetic joint infections treated with debridement, antibiotics and implant retention*Duffy S.D.¹, Ahearn N.¹, Gillooly J.J.¹, Darley E.², Howells N.¹, Murray J.R.¹, Porteous A.J.¹*¹North Bristol NHS Trust, Avon Orthopaedic Centre, Bristol, United Kingdom, ²North Bristol NHS Trust, Medical Microbiology, Bristol, United Kingdom

DISCUSSION 17:05

Notes

Podium Presentations - Wednesday 14th September

242 17:11

Achieving intraosseous minimum inhibitory concentrations (MIC) of flucloxacillin administered between 3-30 minutes prior to tourniquet inflation in total knee arthroplasty

Bennet S.¹, Burnand H.¹, Kalap N.², Majkowski R.², Lovering A.³

¹Severn Deanery PGME, Bristol, United Kingdom, ²Gloucestershire Hospitals NHS Foundation Trust, Gloucester, United Kingdom, ³North Bristol NHS Trust, Bristol Centre for Antimicrobial Research and Evaluation, Bristol, United Kingdom

370 17:16

Patient specific instrumentation for unicompartmental knee arthroplasty allows novice surgeons to achieve the same accuracy as experts

Logishetty K.¹, Jones G.G.¹, Jaere M.², Clarke S.¹, Cobb J.P.¹

¹Imperial College London, MSk Labs, London, United Kingdom, ²Imperial College London, London, United Kingdom

487 17:21

Synovasure, are we really sure?

Martin E.¹, Qamar F.¹, Ng A.¹, Koch L.¹, Shetty A.¹

¹Mid Yorkshire NHS Trust, Orthopaedics, Wakefield, United Kingdom

DISCUSSION 17:26

646 17:32

Validation of the pivot apprehension test as a painfree test in assessing anterior cruciate integrity

Deo S.¹, Alexander M.², Melton J.³, Palmer A.⁴

¹Great Western Hospital, Department of Orthopaedics and Trauma, Swindon, United Kingdom, ²University of Bristol, Medical School, Bristol, United Kingdom, ³Addenbrookes Hospital, Cambridge, United Kingdom, ⁴Great Western Hospital, Swindon, United Kingdom

676 17:37

Osteoarthritis of the knee secondary to post traumatic deformity of the tibia: correct or replace?

Shetty S.¹, Groom W.D.¹, Varma R.¹, Groom A.F.G.¹

¹Kings College Hospital, Department of Orthopaedics, London, United Kingdom

810 17:42

Lateral intercondylar ridge: is it a reliable landmark for femoral ACL insertion? An anatomical study

Bhattacharyya R.¹, Ker A.¹, Fogg Q.², Spencer S.³, Joseph J.⁴

¹West of Scotland Deanery, Glasgow, United Kingdom, ²Department of Human Anatomy, University of Glasgow, Glasgow, United Kingdom, ³Queen Elizabeth University Hospital, Glasgow, United Kingdom, ⁴Royal Alexandra Hospital, Paisley, Glasgow, United Kingdom

DISCUSSION 17:47

848 17:53

Comparison of the outcome of UKR versus TKR in the management of medial compartment OA: Retrospective single surgeon series

Elkhouly A.¹, Abdelrahman T.¹, Singh K.¹, Dodds R.¹

¹Royal Berkshire NHS Trust, Reading, United Kingdom

Notes

Podium Presentations - Thursday 15th September

10:00 – 11:30

BOA Young Investigator Award
Meeting Room 1

110

10:05

A murine model of septic arthritis demonstrates that infection with an alpha toxin producing strain of *S. aureus* leads to significantly elevated levels of chondrocyte death within 48 hours of infection when compared to infection with an alpha-toxin deficient mutant strain

Clement R.¹, Hall A.¹, Howie S.¹, Simpson H.¹¹University of Edinburgh, Edinburgh, United Kingdom

492

10:10

Improving mechanical and anti-bacterial properties of titanium external fixation pins through surface ceramic conversion

Dong H.¹, Mukinay T.², Mao J.³, Soo S.L.³, Sammons R.⁴, Li X.Y.², Cockshott S.¹¹Derby Royal Hospital, Trauma and Orthopaedics, Birmingham, United Kingdom,²University of Birmingham, School of Metallurgy and Materials, Birmingham, United Kingdom, ³University of Birmingham, School of Engineering, Birmingham, United Kingdom,⁴University of Birmingham, School of Dentistry, Birmingham, United Kingdom

424

10:15

Clinical evaluation using Biodex Isokinetic machine in Semitendinosus autograft reconstruction for chronic Biceps rupture – a case series

Balasubramanian S.¹, Annapureddy S.², Desai A.², Boulton L.², Nauschutz F.², Bayliss N.²¹University Hospital of North Midlands NHS Trust, Trauma and Orthopaedics, Stoke-On-Trent, United Kingdom, ²University Hospital of North Tees and Hartlepool, Trauma and Orthopaedics, Stockton-on-Tees, United Kingdom

DISCUSSION

10:20

509

10:26

Autologous chondrocyte implantation in osteochondral defects of the talus: A two to twelve year follow-up study

Pradhan A.¹, Lever C.¹, Makwana N.¹, Kuiper J.¹, Roberts S.¹, Parker J.¹, Harrison P.¹, Laing P.¹, Richardson J.¹¹Robert Jones and Agnes Hunt Orthopaedic Hospital, Oswestry, United Kingdom

575

10:31

Seven-day physiotherapy and occupational therapy for hip fracture patients

Davies P.S.E.¹, Mayne A.I.W.¹, Faulkner A.C.², Mackinnon F.¹, Simpson J.M.¹¹Raigmore Hospital, Trauma and Orthopaedics, Inverness, United Kingdom, ²Ninewells Hospital, Trauma and Orthopaedics, Dundee, United Kingdom

422

10:36

Factors influencing the outcome of revision total hip arthroplasty for periprosthetic fractures

Konan S.¹, Duncan C.², Masri B.², Garbuz D.²¹University College London Hospitals NHS Trust, London, United Kingdom, ²Vancouver General Hospital, Vancouver, Canada

DISCUSSION

10:41

Notes

Podium Presentations - Thursday 15th September

735 10:47

Can you predict and prevent post-operative urinary retention in lower limb arthroplasty?

Gerakopoulos E.¹, Stevenson R.A.¹, Walker L.¹, Redfern J.A.¹, Scott S.¹

¹Aintree University Teaching Hospital, Trauma and Orthopaedics, Liverpool, United Kingdom

810 10:52

Lateral Intercondylar Ridge: Is it a reliable landmark for femoral ACL insertion? An Anatomical Study

Bhattacharyya R.¹, Ker A.¹, Fogg Q.², Spencer S.³, Joseph J.⁴

¹West of Scotland Deanery, Glasgow, United Kingdom, ²Department of Human Anatomy, University of Glasgow, Glasgow, United Kingdom, ³Queen Elizabeth University Hospital, Glasgow, United Kingdom, ⁴Royal Alexandra Hospital, Paisley, Glasgow, United Kingdom

413 10:57

Virtual fracture clinic management of fifth metatarsal, including Jones', fractures is safe, cost-effective and has high levels of patient satisfaction

Brogan K.¹, Akehurst H.¹, Cumberworth J.¹, McCormack A.¹, Keightley A.¹, Rogers B.¹, Nicol S.¹, Gibbs J.¹

¹Royal Sussex County Hospital, Brighton, United Kingdom

DISCUSSION 11:02

619 11:08

Force measurement during reduction of extracapsular fractures of the neck of femur

Tarassoli P.¹, Dagnino G.², Georgilas I.², Atkins R.¹, Dogramadzi S.²

¹University of Bristol, Bristol, United Kingdom, ²University of the West of England, Bristol, United Kingdom

10:00 – 11:30

Simulation with free papers
Arc

263 10:00

Development and evaluation of an open-source 3D Virtual simulator with integrated motion-tracking as a teaching tool for pedicle screw insertion

Bateman A.^{1,2}, McLachlin S.³, Polley B.³, Beig M.³, Larouche J.², Whyne C.³

¹Epsom and St Helier University Hospitals NHS Trust, London, United Kingdom, ²Sunnybrook Health Sciences Centre, Toronto, Canada, ³Sunnybrook Research Institute, Toronto, Canada

706 10:00

A novel method to teach and assess the sterility of donning sterile gloves

Lloyd R.¹, Ruiz-Herrero A.²

¹Northern Ireland Medical and Dental Training Agency, Londonderry, United Kingdom, ²Altnagelvin Area Hospital, Londonderry, United Kingdom

Notes

Podium Presentations - Thursday 15th September

261 10:00

Accuracy of tool orientation angle based on the modality of information delivery in a virtual environment*Bateman A.^{1,2}, McLachlin S.³, Yee A.², Whyne C.³*¹Epsom and St Helier University Hospitals NHS Trust, London, United Kingdom, ²Sunnybrook Health Sciences Centre, Toronto, Canada, ³Sunnybrook Research Institute, Toronto, Canada

494 10:00

Learning from simulation in higher orthopaedic training: are we on the same page?*Nuttall I. H.¹, Shenouda M.¹, Radha S.²*¹Imperial College London, London, United Kingdom, ²Imperial College NHS Trust, London, United Kingdom

669 10:00

Effectiveness and impact of dry models based simulation training in orthopaedics*Chan Y.¹, Selvaratnam V.¹, Platt S.¹*¹Mersey Deanery, Liverpool, United Kingdom

14:25 – 15:55

Quality Improvement free papers
Meeting Room 1

70 14:30

A ticket home for fracture neck of femur patients – early supported discharge*Kapur B.¹, Merchant I.¹, Thorpe P.¹, Ramakrishnan M.¹*¹Wirral University Teaching Hospital, Trauma and Orthopaedics, Liverpool, United Kingdom

320 14:35

Assessing the efficacy of a patient's treatment and progress aide memoire (PTPAM) in an orthoplastic research clinic: a survey of patient views*Jones N.¹, Morris R.², Pallister I.¹*¹Morrison Hospital, Trauma and Orthopaedic Surgery, Swansea, United Kingdom, ²Swansea University, College of Medicine, Swansea, United Kingdom

382 14:40

Higher doses of tranexamic acid are associated with reduced transfusion rates, earlier mobilisation and reduced length of stay in a hip and knee arthroplasty Enhanced Recovery Programme*Akehurst H.¹, Vaughan A.¹, Ayres B.², Eitel C.², Rao M.¹*¹Western Sussex Hospitals NHS Trust, Trauma and Orthopaedics, Chichester, United Kingdom, ²Western Sussex Hospitals NHS Trust, Anaesthetics, Chichester, United Kingdom

DISCUSSION 14:45

413 14:51

Virtual fracture clinic management of fifth metatarsal, including Jones', fractures is safe, cost-effective and has high levels of patient satisfaction*Brogan K.¹, Akehurst H.¹, Cumberworth J.¹, McCormack A.¹, Keightley A.¹, Rogers B.¹, Nicol S.¹, Gibbs J.¹*¹Royal Sussex County Hospital, Brighton, United Kingdom

Notes

Podium Presentations - Thursday 15th September

10 14:56

Designing a referral pathway for paediatric clavicle shaft fractures

Sawalha S.¹, Mulvaney S.², Messahel S.², Bass A.¹, Wright D.¹

¹Alder Hey Children's Hospital, Department of Orthopaedics, Liverpool, United Kingdom,

²Alder Hey Children's Hospital, Accident and Emergency Department, Liverpool, United Kingdom

47 15:01

Venous thromboembolism prophylaxis in outpatient lower limb fractures and injuries

Ajwani S.¹, Shaw A.¹, Niaz O.¹, Bhaskar D.¹, Charalambous C.^{1,2,3}

¹Blackpool Teaching Hospitals NHS Trust, Orthopaedic Department, Blackpool, United Kingdom, ²University of Central Lancashire, School of Medicine and Dentistry, Preston, United Kingdom, ³University of Manchester, Institute of Inflammation and Repair, School of Medical and Human Sciences, Manchester, United Kingdom

DISCUSSION 15:06

314 15:12

Expert-panel scoring of post-operative radiographs; an important quality assurance and quality improvement tool

Gibson C.¹, Gopinath P.², Lowdon I.³, Deo S.³

¹Great Western Hospital, Swindon, Trauma and Orthopaedics, Swindon, United Kingdom,

²University of Bristol, Bristol, United Kingdom,

³Great Western Hospital, Swindon, United Kingdom

566 15:17

The role of online handover in improving patient care and safety in a major trauma centre

Akhbari P.¹, Odedra A.¹, Charalambous A.¹, Hester T.¹, Kavarthapu V.¹

¹Kings College Hospital, London, United Kingdom

611 15:22

"Can I eat yet?" Pre-operative starvation for trauma patients

Gogna R.¹, Laios T.¹, Shyamalan G.¹

¹Heart of England NHS Foundation Trust, Trauma and Orthopaedics, Birmingham, United Kingdom

DISCUSSION 15:27

864 15:33

A novel approach to management and leadership development of a trainee

El-daly I.¹, Ramachandran M.¹, Bates P.¹, Barry M.¹, Achan P.¹

¹The Royal London Hospital, Barts Health, London, United Kingdom

16:25 – 17:25

General Topic free papers
Meeting Room 3

271 16:30

Pseudotumours occur with all types of hip replacement not just metal-on-metal hips: Analysis of 3,340 pseudotumour revisions from the National Joint Registry for England and Wales

Matharu G.¹, Pandit H.¹, Murray D.¹, Judge A.¹

¹University of Oxford, Nuffield Department of Orthopaedics, Rheumatology and Musculoskeletal Sciences, Oxford, United Kingdom

Notes

Podium Presentations - Thursday 15th September

318 16:35

The influence of comorbidity on Total Hip Arthroplasty outcomes is reflected differently by patient reported questionnaires*Hamilton D.¹, Loth F.², Giesinger J.², Giesinger K.³, MacDonald D.¹, Simpson H.¹, Howie C.¹*¹University of Edinburgh, Orthopaedics, Edinburgh, United Kingdom, ²Medical University of Innsbruck, Innsbruck, Austria, ³Kantonsspital St. Gallen, St. Gallen, Switzerland

643 16:40

Revision total hip arthroplasty: the impact of trabecular metal on hip centre of rotation*Keogh C.¹, O'Brien C.¹, Harty J.¹*¹Cork University Hospital, Orthopaedics, Cork, Ireland

DISCUSSION 16:45

692 16:51

Surgical management of Vancouver B2 and B3 periprosthetic femoral fractures: A systematic review*Khan T.^{1,2}, Pearson R.G.¹, Grindlay D.J.C.¹, Ollivere B.J.¹, Scammell B.E.¹*¹University of Nottingham, Nottingham, United Kingdom, ²National Joint Registry/Royal College of Surgeons of England, London, United Kingdom

720 16:56

Comparison of total hip arthroplasty function without considering the effect of comorbidity: we are comparing apples and oranges*McLuckie S.¹, Reidy M.J.², Cochrane L.³, Johnston L.⁴, Gill S.L.^{1,2}*¹University of Dundee, Ninewells Hospital and Medical School, Dundee, United Kingdom, ²Ninewells Hospital and Medical School, Trauma and Orthopaedic Department, Dundee, United Kingdom, ³University of Dundee, Dundee Epidemiology and Biostatistics Unit, Dundee, United Kingdom, ⁴Ninewells Hospital and Medical School, Tayside Arthroplasty Audit Group, Tayside Orthopaedic and Rehabilitation Technology Centre, Dundee, United Kingdom

214 17:01

Intercalary allograft augmented with intramedullary cement and plate fixation – a reliable solution after tumour resection*Gupta S.^{1,2}, Kafchinski L.², Gundle K.², Saidi K.³, Griffin A.², Ferguson P.², Wunder J.²*¹Glasgow Royal Infirmary, Trauma and Orthopaedics, Glasgow, United Kingdom, ²Mount Sinai Hospital, Toronto, Canada, ³Health Sciences North, Trauma and Orthopaedics, Sudbury, Canada

DISCUSSION 17:07

358 17:12

Patient factors affecting the outcome of the toronto extremity salvage score following limb salvage for bone and soft tissue tumours*Heaver C.¹, Isaacson A.¹, Gregory J.¹, Cribb G.¹, Cool P.¹*¹Robert Jones and Agnes Hunt Orthopaedic Hospital, Oswestry, United Kingdom

Notes

Podium Presentations - Thursday 15th September

74 17:17

Admission, surgery and readmissions for multiple myeloma patients in a regional trauma centre

Craig J.¹, Cusick L.¹, Barr R.J.¹

¹Royal Victoria Hospital, Trauma and Orthopaedics, Belfast, United Kingdom

216 17:22

Inadvertent positive margins in soft tissue sarcoma resection: surgical and tumour-related factors and their impact on outcomes

Gupta S.^{1,2}, Gundle K.², Kafchinski L.², Griffin A.², Ferguson P.², Wunder J.²

¹Glasgow Royal Infirmary, Trauma and Orthopaedics, Glasgow, United Kingdom,

²Mount Sinai Hospital, Toronto, Canada

16:25 – 17:25

Hands free papers

Meeting Room 3

843 16:30

Metacarpal Index (MCI) and Bone Mineral Density (BMD): association, reliability and impact on outcome

Jeffery J.¹, Johnson N.², Stirling E.¹, Dias J.¹

¹University Hospitals of Leicester, Leicester, United Kingdom, ²Leicester Royal Infirmary, Leicester, United Kingdom

748 16:35

Natural progression of scaphoid waist non-unions. A CT based study of consecutive 83 patients

Edwin J.¹, Al-Mukhtar M.¹, Reichert I.¹, Compson J.¹

¹Kings College Hospital, London, United Kingdom

856 16:40

Are radiographic measurements of distal radius fracture displacement reliable and reproducible?

Stirling E.¹, Jeffery J.¹, Johnson N.², Dias J.¹

¹University Hospitals of Leicester, Leicester, United Kingdom, ²Leicester Royal Infirmary, Leicester, United Kingdom

DISCUSSION 16:45

287 16:51

Thumb/index metacarpal angle measurement for base of thumb arthritis

Dalgleish S.¹, Clement A.¹, Cox Q.N.¹

¹NHS Highland, Trauma and Orthopaedic Department, Inverness, United Kingdom

546 16:56

Are patients happy at 12 months after splinting of closed mallet injuries: an evaluation of a new splinting protocol

Tsang B.¹, Gatenby G.¹, Gibson T.¹, Marshall L.¹, Klenka S.¹, Dalal S.¹

¹City Hospitals Sunderland NHS Foundation Trust, Trauma and Orthopaedics, Sunderland, United Kingdom

Notes

Podium Presentations - Thursday 15th September

806

17:01

Outcome of proximal pole scaphoid non-union treated with antegrade headless compression screw and bone graft

Bilal A.¹, Aggarwal S.¹, Oluwasegun A.¹, Tavakkolizadeh A.¹, Compson J.¹

¹*Kings College Hospital London, London, United Kingdom*

Notes



They've done it - why don't you?

Take part in challenge events in 2017

London Marathon - British 10K London Run - RideLondon-Surrey

**Contact Joint Action now and raise money for
Trauma & Orthopaedic research**

020 7406 1767 / jointaction@boa.ac.uk




Specialist Society Annual Meetings

BSSH (British Society for Surgery of the Hand) www.bssh.ac.uk	13-14 October 2016, Cardiff
BOFAS (British Orthopaedic Foot and Ankle Society) www.bofas.org.uk	2-4 November 2016, Bristol
SBPR (Society for Back Pain Research) www.sbpr.info	3-4 November 2016, Preston
BTS (British Trauma Society) www.bts-org.co.uk	9-10 November 2016, Birmingham
OTS (Orthopaedic Trauma Society) www.orthopaedictrauma.org.uk	12-13 January 2017, Coventry
BHS (British Hip Society) www.britishhipsociety.com	1-3 March 2017, London
BSCOS (British Society of Children's Orthopaedic Surgery) www.bscos.org.uk	9-10 March 2017, Glasgow
BASS (British Association of Spinal Surgeons) www.spinesurgeons.ac.uk	15-17 March 2017, Manchester
BLRS (British Limb Reconstruction Society) www.blrs.org.uk	23-24 March 2017, Leeds
BASK (British Association for Surgery of the Knee) www.baskonline.com	28-29 March 2017, Southport
BSSH (British Society for Surgery of the Hand) www.bssh.ac.uk	27-28 April 2017, Bath
CSOS (Combined Services Orthopaedic Society) www.csos.co.uk	11-12 May 2017, Edinburgh
BOOS (British Orthopaedic Oncology Society) www.boos.org.uk	2 June 2017, Newcastle
WOC (World Orthopaedic Concern) www.wocuk.org	10 June 2017, Wroughton
CAOS (Computer Assisted Orthopaedic Surgery (International)) www.caos-international.org	14-17 June 2017, Germany
BESS (British Elbow and Shoulder Society) www.bess.org.uk	21-23 June 2017, Coventry
BIOS (British Indian Orthopaedic Society) www.indianorthopaedicsociety.org.uk	7-9 July 2017, Penrith
BORS (British Orthopaedic Research Society) www.borsoc.org.uk	4-5 September 2017, London
BOTA (British Orthopaedic Trainees Association) www.bota.org.uk	November 2017, Venue TBC



The Bone & Joint Journal

Formerly known as *JBJS (Br)*



Formerly known as *JBJS (Br)*

Orthopaedic Proceedings

Abstracts from your Association's scientific congress are published in the *Orthopaedic Proceedings*.

You can read these abstracts for free online at bjjprocs.boneandjoint.org.uk

A full subscription to *The Bone & Joint Journal* brings you the highest quality international research across all areas of orthopaedics.

Subscribe now from £110/ \$190/ €150 at bjj.boneandjoint.org.uk



A Bone & Joint publication

www.boneandjoint.org.uk



Follow us on twitter @BoneJointJ

The British Editorial Society of Bone & Joint Surgery Registered Charity No. 209299

[illegible]

Notes

This image shows a single sheet of white paper with horizontal blue ruling lines. The lines are evenly spaced and run across the width of the page. There are no margins, text, or other markings on the paper.

BOA Annual Congress 2017

Quality & Innovation



SAVE THE DATE

19 - 22 September • ACC Liverpool

Likely sessions include:

Trauma and Spines

Broader Professional Issues

Robert Jones Lecture

Howard Steel Lecture

Revalidation Sessions

Education and Training



@BritOrthopaedic #BOAAC



British Orthopaedic Association



BritOrthopaedic

congress.boa.ac.uk